Nevada City School of the Arts
Charter Governance Council

Meeting Agenda – Public Hearing
Thursday, November 19, 2020

This meeting will be by teleconference pursuant to Executive Orders N-25-20 and N-29-20. The Board of Directors ("Board") and employees of the NCSA shall meet via the Zoom meeting platform. Members of the public who wish to access this Board meeting may do so at:

Join Zoom Meeting
https://zoom.us/j/97404766660?pwd=c3ZvQ1FaM0ZLTGNTb20yemFDamlsdz09
Meeting ID: 974 0476 6660
Passcode: j7YnHP

Call Order: 5:00 p.m.

Roll Call:

Public Forum: *Members of the public who wish to comment during the Board meeting may use the "raise hand" tool on the Zoom platform. Individual comments will be limited to three (3) minutes. If an interpreter is needed for comments, they will be translated to English and the time limit shall be six (6) minutes. The Board of Directors may limit the total time for public comment to a reasonable time. The Board reserves the right to mute or remove a member of the public if comments or actions disrupts the Board meeting.*

Plaudits:

Action Items
1. Approve Agenda

Consent Agenda
2. Approve October 22, 2020 Meeting and November 19, 2020 Budget Intensive Minutes - S*ee attached*

Reports
3. Director's FYI Report – Holly Pettitt
4. Board and Committee Reports
    a. Nomination & Recruitment – *See attached*
    b. Finance

Discussion Items
5. Discuss Threshold for Returning to On-site Learning – *See attached*
6. Discuss Changes to Policy Register - B1 & B2 Reports
7. Discuss Fundraising Efforts - *Carabeth Rowley to Present*

Action Items
8. Approve 2020-21 B1 Financial Conditions Report (1st Interim) – *See attached*
9. Approve 2020-21 1st Interim Budget – *See attached*
10. Approve 2020-21 LCFF Budget Overview for Parents Input Form – *See attached*
11. Approve 2020-21 B3 Asset Protection Report – *See attached*

Adjournment 7:00 p.m.

Access to Board Materials: A copy of the written materials which will be submitted to the School Board may be reviewed by any interested persons on NCSA's website along with this agenda following the posting of the agenda at least 72 hours in advance of this meeting.

Disability Access: Requests for disability-related modifications or accommodations to participate in this public meeting should be made 24 hours prior to the meeting by calling (530) 273-7736. All efforts will be made for reasonable accommodations. The agenda and public documents can be modified upon request as required by Section 202 of the Americans with Disabilities Act.

Nevada City School of the Arts
Charter Governance Council

CGC Meeting Minutes
Thursday, October 22, 2020

This meeting was held by teleconference pursuant to Executive Orders N-25-20 and N-29-20 via the Zoom meeting platform. Members of the public who wish to access this Board meeting were provide the link and passcode.

Call to Order: 5:00 p.m.

Roll Call: LeeAnne Haglund, Lauren Hesterman, John Gilman, Meghan Archer, Trisha Zakon, and Laura LeBleu (5:11 pm)
Absent: Marin Bryars and Meshawn Simmons,
Guests: Holly Pettitt, Melissa Brokenshire, and Toni Holman

Public Forum: None

Plaudits: Teacher for bringing kids on campus and bringing light to the campus. LeeAnne said her kids were super excited to be there with teachers and other students. Marin for taking NomCom leadership off Holly's plate

Action Items
1. Approve Agenda
   Motion: Trisha Zakon 2nd: Lauren Hesterman
   Unanimous Assent

Consent Agenda
2. Approve Pervious Minutes
   a. September 24, 2020 Meeting Minutes
   b. September 28, 2020 Public Hearing Minutes
   c. September 30, 2020 Special Meeting Minutes
   d. October 16, 2020 Intensive Minutes

   Motion: Meghan Archer 2nd: John Gilman
   Unanimous Assent

Reports
3. Director's FYI Report – Holly Pettitt reviewed her report and clarified information about the transformers and solar information. Trisha, LeeAnne and Lauren volunteered to work with Holly on the Equity statement.
4. Board and Committee Reports
   a. Nomination & Recruitment – The board has 3 potential candidates, applications due date (Nov. 9), Interviews, attend a meeting on Nov. 19, December 10th recommendations, Vote in January. Discussion about a mixer to reach out in less formal way. Invite them to the Budget Intensive.
   b. Finance – Discussed at meeting: Budget vs Actuals, Cash Flow, Alternative Form, aven Springs/NCSA separation on how to separate those.

Discussion Items
5. Discuss Board Training & select date for Budget Workshop – November 13th

Action Items
6. Approve B-3 Monitoring Report - Asset Protection
   Motion: Lauren Hesteman 2nd: Laura LeBleau
   Unanimous Assent
7. Approve 2019-20 Actual EPA Expenditures
   Motion: John Gilman 2nd: Trisha Zakon
   Unanimous Assent
8. Approve 2019-20 Alternative Form
   Motion: Laura LeBleu 2nd: John Gilman
   Unanimous Assent

Closed Session
9. Discuss Public Employee Performance Evaluation
   Title: School Director
   Discussed the Public Employee Performance Evaluation and request for ROP from School Director

Adjournment 5:58 p.m.

Respectfully Submitted

Submitted by: Toni Holman, NCSA Administrative Secretary 10/22/2020

Approved by the NCSA Charter Council

_____

LeeAnne Haglund, Board Chair Date

_____

John Gilman, Board Secretary Date

Nevada City School of the Arts
Charter Governance Council

CGC Intensive Minutes

Friday, November 13, 2020
1:00 p.m. – 3:00 p.m.

This meeting was held by teleconference pursuant to Executive Orders N-25-20 and N-29-20 via the Zoom meeting platform. Members of the public who wish to access this Board meeting were provide the link and passcode.

Call Order: 1:00 p.m.

Roll Call: LeeAnne Haglund, Lauren Hesterman, John Gilman, Meghan Archer, Marin Bryars, Trisha Zakon, and Laura LeBleu
Absent: Meshawn Simmons
Guests: Mark Goehring, Holly Pettitt, Melissa Brokenshire, and Toni Holman

Public Forum: Check in with the board.

Plaudits:

Action Items

1. Approve Agenda
   Motion: Meghan Archer 2nd: Marin Bryars
   Unanimous Assent

Discussion

2. Budget Presentation Lead by Melissa

Adjournment 2:50 p.m.

Respectfully Submitted

Submitted by: Toni Holman, NCSA Administrative Secretary 11/13/2020

Approved by the NCSA Charter Council

_____

LeeAnne Haglund, Board Chair Date

_____

John Gilman, Board Secretary Date

School Director FYI Report
November 19, 2020

This report details highlights of the month, operational achievements and items that the Board may like to know and helps to satisfy compliance with our B-6 Communication to the Board policy as well as indicates progress toward our Ends. It is organized by the following:

1. Relevant financial information.
2. School level issues that help the board see the big picture.
3. Public events (activities and gatherings both on and off premises) of a nature that may affect the perception of the School in the community.
4. Internal and external changes like significant modifications to the normal pattern of school business.
5. Progress towards Ends Policies and LCAP

Plaudits

- To Melissa for handling all of the facilities issues that come up! Who knew squirrels ate through PVC pipes? And for her stellar budget workshop!
- To our Admin team for working so hard to prepare for Hybrid Learning!
- To Stacie, Jenn and Itzia for helping out with the first positive Covid-19 case. They were an incredible team!

Financial Information

- B-1 Financial Conditions will be discussed as well as B-3 Asset Protection.
- Carabeth Rowley will be here to discuss Fundraising.

Facilities Update

- Linchpin Structural Engineering came out last week to look at the Gazebo and Tree House. Neither are up to code and will need to be fixed in order to be permitted. I do not have a quote on that yet.

- We met with Infinity Energy and DC Solar and will meet with Cal Solar next week. Once we have all the proposals, we will present them to the board.

- Still working on changing our fire alarm system operators from Grey Electric to Beam.

- AT&T called to request a 1% reduction to their current 3% escalation to their annual rent because the CPI is currently zero and they are only leasing equipment space from us. In addition, they would like the right of first refusal in case we ever

sell AND **they want language in there to be able to upgrade their equipment, including 5g.** We told him that we will not include that language in their lease. Melissa forwarded these requests to Peter @ Pacific Rooftops, LLC to help us better negotiate these items. He was recommended by Chet, the attorney that saw us through all the property sales.

- **Trees** - We have about 15 trees that need to be removed on campus. The mimosa by building 8 is difficult to remove because of the water lines beneath it and they way that it would need to fall. This one, along with a ponderosa near building 8, is on our high priority list and will hopefully be taken care of this Thanksgiving break. There are 8 trees near building 3 that are not high on our priority list, but definitely need to be removed. Finally, there are 2 ponderosas and 3 live oaks near building 9 that need to come down, but their priority is very low at this time. Melissa reached out to Bronson Lee, our new neighbor on the 55 acres to see if his Dad's company, Ridge Logging, would be willing to take the trees down for us. Hopefully he will be willing to help us out as a good neighbor.

- **Lighting** - Ian and Al have replaced many of the lights in building 9 with LED lighting that will help with the energy bill and has brightened up the building. They have also replaced all the parking lot lights with LED's in order to deter people from the buildings at night. So far, Ian reports that it has worked. We are also working with Manel from Nexel Electric to get a quote for light switches in building 9. If the quote is too much, we will get a layout of plans from him and have Al do the work.

- **Plumbing** - We had Roto-Rooter out to jet out all the main line pipes underneath building 9. These pipes are very old cast iron pipes that have built up residue overtime and have been backing up. We were concerned that they would need to be replaced but after sending a camera scope down the pipes we found that jetting them out would be just fine.

- **Water Systems** - Ian reports that the water systems are working unusually well right now, but we are having some troubles with NID reducing the canal flow and questioning our lift station design. Ian says that this seems to be a problem every time they get someone new in there working. Ian has replaced over 66 feet of PVC water piping due to the squirrels eating through the piping. Ian believes that because the scotch broom has flared up in growth since the fire, it is sheltering the squirrels more so the predators cannot get them. Therefore, they are wreaking havoc on our property. We are investigating solutions. We may need to have Aqua Sierra take a look at our Waste pond, the doppler transponder has failed and it needs to be repaired.

- **Parking Lot** - The parking lot has been cleared and cleaned up for the Building 9 staff to park in. This also frees up parking for overflow. Ian has started the work on a pathway from the parking lot to the building. We just need to finalize it and put some gravel in.

- **Miscellaneous** - Ian is installing a manual transfer in the B9 kitchen to that when we have PSPS outages it will be easier and safer to work through. We are also installing a key lock in the elevator so that it will not go up or down without a certain key. This will be much safer with kids and tenants around.

- Burn piles will be started when the rain starts to come in more. Ian will start using the tractor more to clear and clean up the property of all the slash laying around as we move into winter.

- The retaining wall at the lower campus needs to be replaced. We have 3 options from a structural engineer that have been recommended. We can do a new concrete wall (expensive), landscaping blocks, or railroad ties. We could also replace it with pressure treated wood since the original wood it was built with lasted for a number of decades. We will continue to investigate the best options for this and get it replaced before January.

- We have submitted all the paperwork for the transformer reduction project to PG&E so that we can be reimbursed and pay it back slowly through our bills (interest free) and save some of our cash. The final price tag for this project was just under $70,000. The electrician, Manel, that did this project has ordered the equipment to install the metering for the Forge and will be all set up by the end of this month.

School Wide Issues

- We have had our first Covid case in a staff member and I am thinking there will be more soon. We have closed campus and I think I will ask that all teaching staff that could work at home to do so to reduce the amount of people on campus. I will try to keep building 9 and 2 open for kids as long as we have the staff to support them.
- Since the county has moved to Purple - we cannot open in hybrid until we move to red, so the decision whether or not to open may have been made for us. We will discuss this at the meeting.

Events

- Read-A-Thon is postponed until January when students return.
- Working on how to do JogAThon

Arts Based Choice for Education

- Art team is currently working on the 2nd Grade Assessment and will be revising the 5th grade assessment.

Academic, Arts & Social Emotional Achievement

- Still working on the emotional health survey for students. Molly and Eleanor have a draft. We are meeting Tuesday to review.

- Currently creating new goals for the LCAP including an arts integration goal.

Safe, Respectful and Equitable Conditions for Learning and Working

- Our home study is full in both classes - total of 60 students. I am concerned that with the increase in cases in the county, more parents will not feel safe to return which would force us to do both hybrid and DL.

Contributor and Collaborator to the Greater Community

- Nothing to Report at this time

Nevada City School of the Arts

BUDGET VS. ACTUALS: 2020-21 ADOPTED BUDGET - FY21 P&L CLASSES

July 2020 - June 2021

	TOTAL			
	ACTUAL	BUDGET	OVER BUDGET	% OF BUDGET
Income				
8000 Revenue - State	595,322.00	3,494,466.00	-2,899,144.00	17.04 %
8100 Federal Revenue	249,741.93	249,835.00	-93.07	99.96 %
8300 Other State Revenues	83,221.50	727,215.22	-643,993.72	11.44 %
8600 Other Local Revenue	734,814.49	645,192.00	89,622.49	113.89 %
Unapplied Cash Payment Revenue	24,278.14		24,278.14	
Uncategorized Revenue		250,000.00	-250,000.00	
Total Income	**$1,687,378.06**	**$5,366,708.22**	**$ -3,679,330.16**	**31.44 %**
GROSS PROFIT	$1,687,378.06	$5,366,708.22	$ -3,679,330.16	31.44 %
Expenses				
1000 Certificated Salaries	341,090.64	1,416,837.00	-1,075,746.36	24.07 %
2000 Classified Salaries	328,155.98	1,522,954.00	-1,194,798.02	21.55 %
3000 Employee Benefits	194,122.64	389,927.00	-195,804.36	49.78 %
4000 Books & Supplies	183,811.12	144,870.00	38,941.12	126.88 %
5000 Services & Other Operating Expenses	826,322.78	1,550,163.00	-723,840.22	53.31 %
7000 Other Outflows	21,697.83		21,697.83	
Unapplied Cash Bill Payment Expenditure	0.00		0.00	
Total Expenses	**$1,895,200.99**	**$5,024,751.00**	**$ -3,129,550.01**	**37.72 %**
NET OPERATING INCOME	$ -207,822.93	$341,957.22	$ -549,780.15	-60.77 %
NET INCOME	$ -207,822.93	$341,957.22	$ -549,780.15	-60.77 %

Nevada City School of the Arts

School Director's Monitoring Report

1st Interim Budget Revision FY 2021

Executive Limitations Policy: B-1 Financial Conditions and Activities

Board of Directors Meeting: **November 19, 2020**

Unless indicated otherwise, all data in this report is for the interim ending **November, 2020.**

I certify that the information contained in this report is accurate. _____

I report overall compliance with this policy with the exception of B1.5.

B1: Financial Condition and Activities

With respect to the actual, ongoing financial conditions and activities, the School Director shall not cause, or allow the development of, fiscal jeopardy or material deviation from budgeted expenses.

Interpretation:

I interpret this policy to mean that the School Director may not cause or allow through direct or indirect action, or lack of action, fiscal jeopardy to NCSA.

I interpret fiscal jeopardy as financial conditions that would prevent Nevada City School of the Arts from meeting its financial obligations. The sub-policies below cover most areas of fiscal jeopardy. In addition to those specific limitations, I recognize that enrollment and attendance are our largest sources of income and must stay at a high enough level to support our financial health.

This policy is monitored internally on an ongoing basis through a series of financial statements produced by our Business Manager on a weekly, monthly and quarterly (scheduled interim budget revision) basis. These documents are consistent with those used by most other organizations throughout the United States, conforming to GAAP ("Generally accepted accounting principles"). Further, the School's financial statements are reviewed and audited annually by an independent outside accounting firm. Communication to the Board comes in the form of the annual auditor's report, monthly updates to the full Board in the FYI report, and annual reporting on the B-3 Asset Protection policy.

Operational Definition:

Specifically, I interpret fiscal jeopardy as:

1. Deviating from a projected deficit by more than 5% unless approved by the board.
2. a) Attendance will not drop below 92% in overall attendance (classroom-based and Independent Studies)
   b) Enrollment will not fall below 92%

Data:

1. **Surplus/Deficit**
   Revenue & Expense projections are made yearly and updated at each budget revision. The below table shows the changes for the current fiscal year budget revision cycle.

Budget Revision Data 2020-21					
	1st Interim Budget	% of Total Expenses	Adopted Budget	% of Total Expenses	Increase/ (Decrease)
Revenue	$ 5,753,949.62	104%	$ 5,366,708.22	102%	$ 387,241.40
Wages & Benefits Expenses	$ 3,618,875.15	65%	$ 3,553,730.79	68%	$ 65,144.36
Supplies Expenses	$ 328,963.73	6%	$ 144,870.00	3%	$ 184,093.73
Services Expenses	$ 1,602,844.19	29%	$ 1,550,162.82	30%	$ 52,681.37
Capital Expenditures	$ -	0%	$ -	0%	$ -
Operating Surplus (Deficit)	$ 203,266.55	4%	$ 117,944.60	3%	$ 85,321.94

Statement of Revenue & Expenditures
At the time we Adopted the 2020-21 budget, we were told that we would be receiving a 10% reduction to funding. Since that time the State has informed us that we will be receiving monthly revenue deferrals instead between the months of February & June. We have made adjustments to the budget based on these changes and the added CARES Act funding that has been apportioned to each school to support Learning Loss Mitigation Expenses.

Revenue – The following changes have occurred since the Adopted Budget:

Increased Revenue	
LCFF – Added back 10% cut to revenue	$320,375
Federal & State Special Education Funding COLA Increase	$43,922
Federal & State NSLP (new breakfast/lunch program)	$141,559
Federal CARES Act Funding for Learning Loss (DL program)	$296,233
Decreased Revenue	
SRSA/REAP Title IV Funding Decrease	($3,709)
Lottery Funding Decrease due to COVID	($3,335)
Local Fundraising (Class Plays, Small Fundraising, Misc.)	($12,497)
Remove Annual Giving Campaign Fundraiser (1 year)	($100,000)
Remove cash paid lunch revenue (estimation)	($44,000)
Remove Afterschool care program revenue	($284,000)

Refer to the Dashboard of changes for more details.

Expenses – We have made significant changes to expenses due to the CARES Act funding received and to meet the Distance Learning model needs. This includes the purchase of one-to-one devices, cases for the devices, additional janitorial and PPE supplies, admin technology for remote working, and additional projected food supplies for the new breakfast & lunch program. We have added a half year kindergarten teacher to support more homeschooling families. There has been an increase to certificated wages to correct

an oversight on the salary schedule which also increases the employer statutory expenses. Our Services expenses have increased for additional Professional Development & subscription costs related to Online Learning, hot spot monthly services fees utilizing CARES Act funding and a small amount of construction costs to adjust our facilities for related COVID needs:

Certificated Wages	$51,285
Classified Wages	($22,308)
Classroom supplies budget	$184,094
Services expense budget	$49,478

Refer to the Dashboard of changes for more details.

The graph below shows our surplus/deficit history since 2006 and our current year's projected surplus.

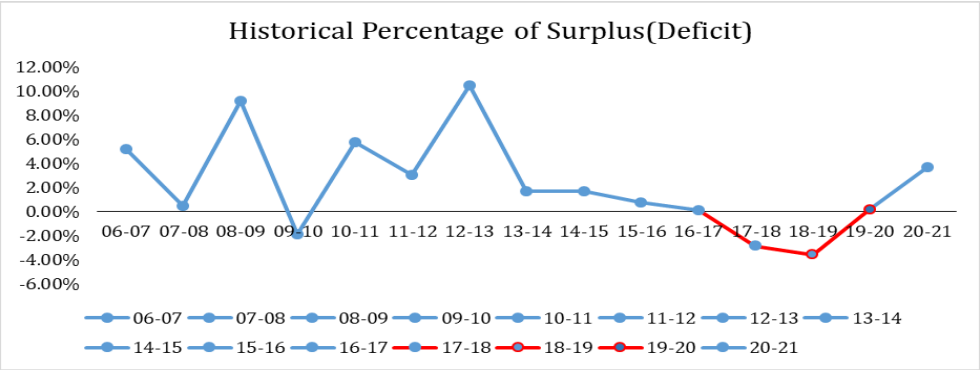

2a. Attendance

The school projects a minimum of 94% Average Daily Attendance (ADA) for the year. Attendance is measured monthly by the Attendance Coordinator, the Business Manager and signed off by the School Director. The following graph represents our attendance history since 2007 and current projected attendance percentage for the 2020-21 school year.

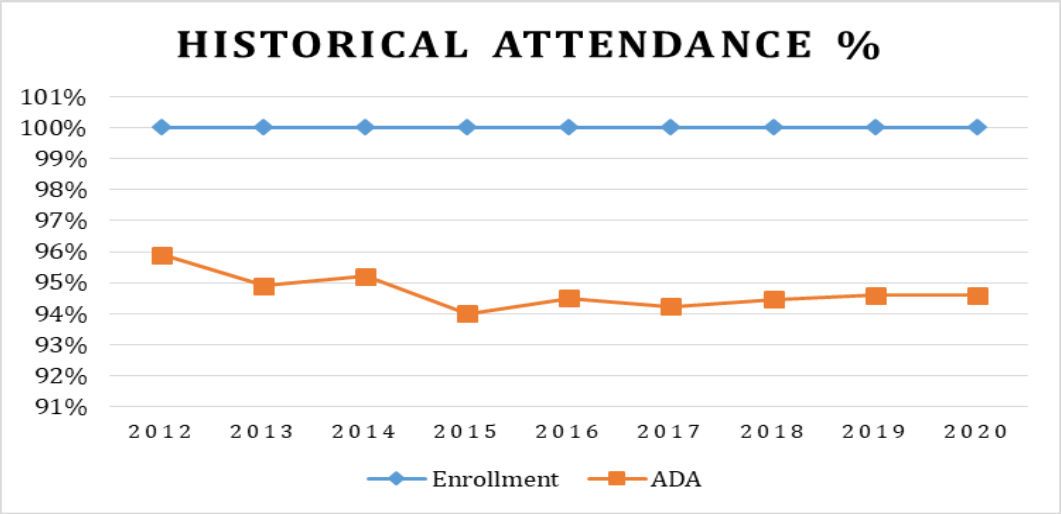

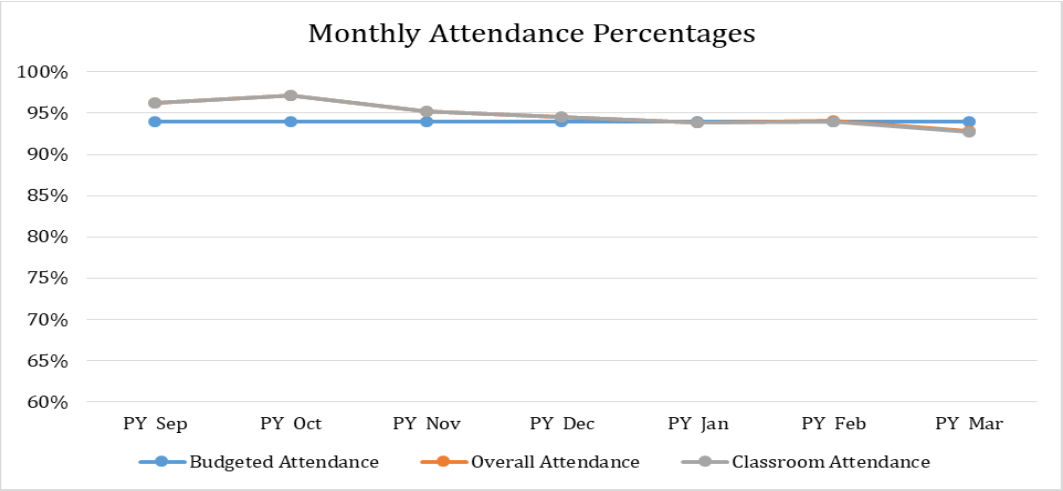

FYI – Our classroom-based attendance percentage decreased slightly in the second week of March right before we closed due to COVID. We were instructed by the CDE to close attendance for the 19/20 school year at that time and will be funded in 2020-21 based on the 19/20 final attendance reported at an ADA rate of 95.08%.

2b. Enrollment

We had originally projected 451 students enrolled, but we have adjusted for a final of 424 students enrolled to date due to students transferring because of COVID and our distance learning model, the majority left to attend an on-site model. However this will not affect funding this year.

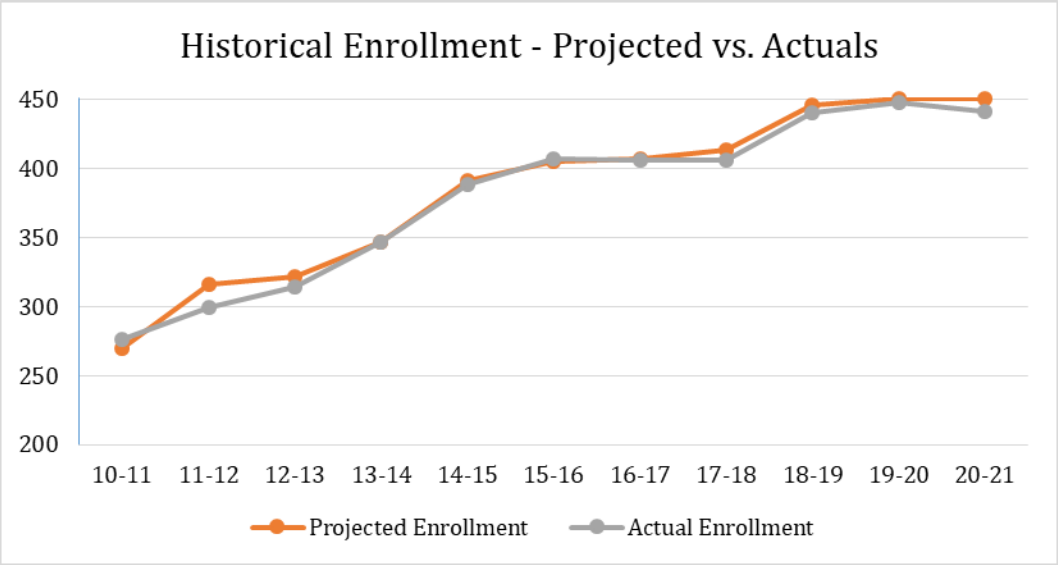

B1.1 - The School Director shall not allow liquidity, or the ability to meet cash needs in a timely and efficient fashion, to be insufficient.

Interpretation:
This policy refers to liquidity, which is our ability to access cash or other funds necessary to meet immediate obligations.

Operational Definition:

1. The monthly actual cash balance will always be above $10,000.00. The School Director will initial weekly cash flow summaries to verify monthly cash balance will stay above $10,000.00.
2. The monthly **projected** cash balances will remain above $10,000.00

Data:

1. An example of cash flow summaries which we use to monitor cash flow weekly is available upon request.

2. See graph below

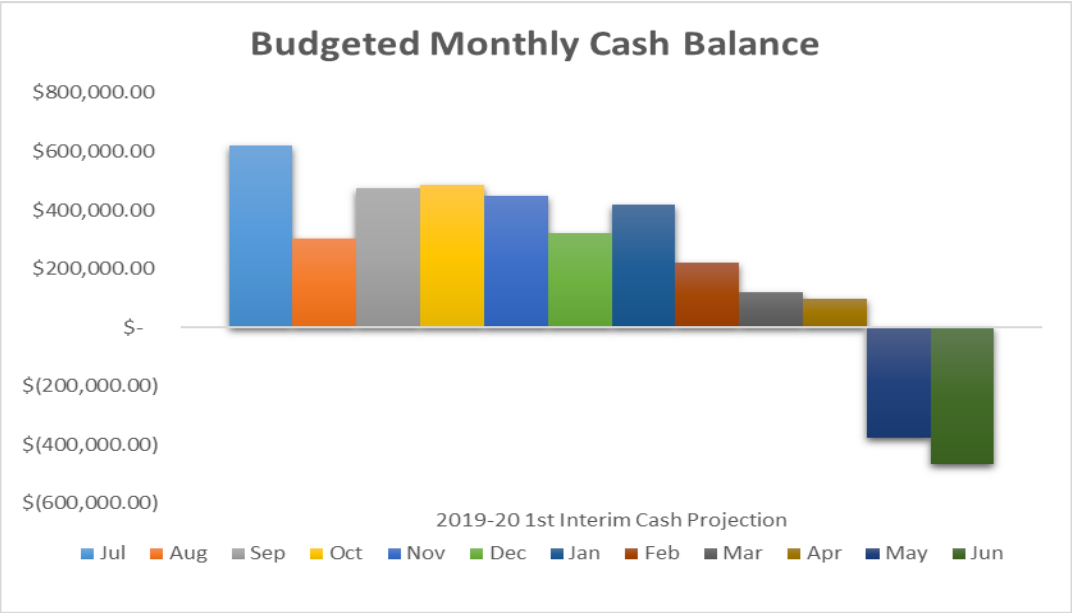

I report compliance with policy B1.1.

FYI - The State will be deferring the schools monthly apportionments in the months of February, March, April, May and June and will not be reimbursing the school until August, September, October & November. Because of this we will need to utilize our $400,000 line of credit in the month of March and will have to defer vendor payments between May and June. This cash flow is worst case scenario and does not include any SB740 lease reimbursements. This allows us the opportunity to apply for an exemption waiver for the two very bleak months of May and June with the State. However, we have other options and plans if we are not awarded the exemption from the state. We have applied to CSFA (CA School Finance Authority) for their ASAP program that is a short-term loan at a low cost and very low interest as an option, along with Charter School Capital that is offering a similar program that we are applying for.

B1.2 - The School Director shall not allow solvency (the relationship of debt to equity) to be insufficient.

Interpretation:
I interpret this policy to mean that the School Director is responsible for preventing unplanned negative deviations from revenue/expenses in the annual budget, as submitted to and accepted by the Board of Directors. We consider the "debt to equity" ratio when determining the school's solvency. In addition, last year the board asked that we create a debt pay-off plan.

Operational Definition

1. Debt to Equity ratio can be no higher than a 2.0.
2. NCSA will have a plan to pay-off long term debt.

Data:

1. Debt to Projected Equity Ratio = Total Long-Term Liabilities / Total Projected Equity at Year End

   (Debt + Liabilities) $1,932,303 / $4,610,765 (Equity) = 0.419

   Tri-Counties has placed no covenants on their loan for debt to equity because the value of the property and the buildings are more than what we owe.

2. Currently we are unable to pay off more than the minimum amount to each of our loans. The loans in the table below show the order in which we plan to pay off debt when we have the funding to do so.

Type of Loan	APR	Amount Owed	Monthly Payment
Line of Credit	6% - variable	$0	We have not used this yet
County Treasury Loan	1% - variable	$200,000	$50,000 payments for Dec & Jan - $100,000 Due Sept 2021
Construction Loan #1	4.75%	$660,472	$4835.64 – Principal & Int
Construction Loan #2	4.75%	$0	Paid off with sale of land
Mortgage	4.75%	$1,042,069	$7799.18 – Principal & Int

I report compliance with policy B1.2

B1.3 - The School Director shall not default on any loan terms that are part of the School's financial obligations

Interpretation:
This policy refers to the school's ability to make all required loan payments on time.

Operational Definition:

1. The school must pay its mortgage and loan payments every month as listed in the loan covenants. Current covenants with this loan state that we shall maintain a 1.2:1.0 ratio of debt service and will only be reported annually using prior year actuals.

Data:

1. Debt Service is defined as "Net operating income divided by the required annual debt payment on the indebtedness. Net operation income is defined as the net income remaining after subtracting all expenses, except for depreciation and amortization expense and interest expense from the property's gross annual expenses."

   Surplus (Deficit)
   +Depreciation
   +Interest
   = Net Income (Loss) / Debt Payment

2019/20 Actual Debt Service Ratio	
	2019/20
Net Surplus/(Deficit)	$ (102,235.00)
Annual Depreciation	$ 327,328.00
Interest Expense	$ 98,772.41
Final Net Income/(Loss)	**$ 323,865.41**
Annual Debt Payment	$ 151,617.84
Total Debt Service	**$ 151,617.84**
Debt Service Ratio	**2.136**

2020/21 Projected Debt Service Ratio	
	2020/21
Net Surplus/(Deficit)	$ 203,266.55
Annual Depreciation	$ 327,328.00
Interest Expense	$ 98,000.00
Final Net Income/(Loss)	**$ 628,594.55**
Annual Debt Payment	$ 151,617.84
Total Debt Service	**$ 151,617.84**
Debt Service Ratio	**4.146**

I report compliance with policy B1.3.

B1.4 - The School Director shall not allow late payments of contracts, payroll, loans or other financial obligations.

Interpretation:
I interpret this policy to mean that the School Director shall ensure through direct or indirect action, timely payment of all of the School's financial obligations. I interpret "payroll" as payments to and for employees, income tax, withholding tax, and all payments related to employee benefits. I understand "loans or other financial obligations" to mean all obligations other than payroll and payroll taxes, including vendor payments and loan payments. I interpret "timely" to mean within the payment terms identified by the entity owed, or as required by statute, if applicable. I also understand "timely" to include the understanding that invoices may be misplaced or lost in transit from time to time. In such instances, we will remit payment immediately upon notice from the vendor and upon verification of the amount owed.

Operational Definition:

1. We will always pay payroll on time
2. We will not receive any past due notices from vendors
3. All financial obligations, including loans, will be kept current.

Data:
1. All paychecks are printed and distributed on time, per State labor laws. All direct deposits have been timely.
2. Any past-due notices received from vendors during the quarter were reviewed on a timely basis and resolved through immediate payment, or by demonstrating to the vendor that the payment was on time.
3. All financial obligations, including payments on outstanding loans, are current with the exception of the County Office of Ed with whom we have an agreement to repay as our apportionments allow.

I report compliance with Policy B1.4.

B1.5 - The School Director shall not incur debt other than trade payables or other reasonable and customary liabilities incurred in the ordinary course of doing business.

Interpretation:
I interpret this policy to mean that the School Director may not incur new debts other than the normal operational debt such as accounts payable, accrued payroll expenses, or common lines of credit.

Operational Definition:
1. All debts will appear on our balance sheet, and compliance achieved if no new debts are recorded since the previous report. For any new debts recorded, we will obtain appropriate Board approval in advance.

Data:
1. Summary of Outstanding Debt:

Agencies	Board Approval Date	Original Loan Balance	Outstanding Loan Balance	Notes
Tri Counties Land Loan	August 19, 2016	$ 1,200,000.00	$ 1,042,068.79	$7.7k due per month, including principal & interest. Loan to mature in November 2026
Tri Counties Construction Loan	August 19, 2016	$ 744,000.00	$ 660,472.22	$4.8k due per month, including principal & interest. Loan to mature in December 2026.
Tri Counties Construction Loan	March 28, 2019	$ 250,000.00	$0.00	Paid in full with sale of land.
Tri Counties Business Line of Credit	January 29, 2016	$ 400,000.00	$0.00	We utilized this line of credit to cover payroll when needed. We plan to use this for deferrals Feb-June 2021.
County Treasury Loan	September 2018	$ 400,000.00	$ 200,000.00	We borrowed this cash from the County Treasury to offset the loss of SB740 funds. We plan to pay this off in Sept 2021.

We have incurred no debt beyond what the board previously approved.

I report non-compliance with Policy B1.5

Explanation: We were late in paying and/or requesting an extension to our loan from the County Treasury and have submitted a letter to the board of directors (set to be approved Wednesday the 18th) to request the balance of $100,000 be deferred until September of 2021 to support our need for cash during the deferral months. This was an oversight on the part of the Business Office and is in the process of being corrected.

B1.6 - The School Director shall not acquire, encumber, or dispose of real estate, or enter into long-term, real-estate leases.

Interpretation:
I interpret this policy to mean that only the Board is empowered to make long-term decisions regarding the acquisition or disposal of real estate. The School Director may bring recommendations to the Board for approval.

Operational Definition:

1. For any new long-term real estate debts recorded, appropriate Board approval will be obtained in advance. I consider "long-term" to be any lease longer than a year. Any real estate held by the School will be properly recorded in the Fixed Assets section of the balance sheet.

Data:

1. The following table contains our most up-to-date lease information.

Leased Buildings					
Building Number	**Name of Lessee**	**Date Board Approved**	**Square Footage**	**Price per Sq. Ft.**	**Monthly Rent**
#1	Five Flavors Herbs	09-01-18	2,540	$.80	$2,156
#5	GeoShip	02-27-20	6,000	$.85	$4,800
#6	Alpine Construction & DS Welding	11-18-16	6,000	$.60	$3,600
#9	David Pratschner	01-13-17	500	$.50	$250
#9	JPA (Special Ed)	No Lease	950	$0.00	$0.00
#9	Kial James	No Lease	250	$0.00	$0.00
#9	CHIRP – Nisenan Tribe	No Lease	500	$0.00	$0.00
#9	Curious Forge	07-01-17	20,000	$.098	$1,957.27
#9	CATS (Storage)	06-01-19	1,000	$.50	$250
#9	Holt Ballet (Storage)	06-01-19	500	$.50	$125
#9	Miners Foundry (Storage)	07-01-2018	160	$.50	$80
#9	ArtLandish – Artist Co-op	07-01-18	3,000	$.87	**$1,585***
	Space K – SK Lindsey	08-01-18	396	$.80	$350
	Suite A - Forest Aliya	10-01-18	210	$.83	$175
	Suite B – Vlatka Varga	03-01-19	342	$.93	$180

Leased Buildings					
Building Number	**Name of Lessee**	**Date Board Approved**	**Square Footage**	**Price per Sq. Ft.**	**Monthly Rent**
	Suite C – Ben "Moss" Braun	09-01-19	266	$.67	$350
	Suite D – Alison Kenyon	01-01-20	266	$.67	$180
	Suite H – Paula Becquart	08-19-19	210	$.83	$180
#9	Cosmic Shark Clothing	07-01-18	600	$.60	$360
#12	Ian MacMillen (EE)	07-01-17	3,500	$.22	$800
Land	Cell Towers (AT&T/Verizon)	09/2016	-	-	$3,303

* The ArtLandish Artist Co-op space has the potential to bring in this amount, but is currently leased by Suite at various set dollar amounts.

Buildings Available to Lease				
Building Number	**Description**	**Square Footage**	**Possible Price per Sq. Ft.**	**Projected Monthly Rent**
#4	1974 Two story wood	31,000	$.75 - 1.25	$38,750
#9	1981 Three story wood & Steel	10,000	$.40 - $.80	$8,000
#9	Kitchen Space (6 hour weekends)	2000	$40-80/hour	$2,880
#9	Cafeteria Space (6 hour weekends)	6000	$60-80/hour	$240
#9	Gym Space	5,000	$20-40/hour	$705

I report compliance with Policy B1.6

B1.7 - The School Director shall not allow tax payments or other government-ordered payments or filings to be overdue or inaccurately filed.

Interpretation:
I interpret this policy to mean that the School Director is responsible for ensuring that all "government ordered" payments are made accurately and on time.

Operational Definition:
Our "government ordered" payments consist primarily of:

1. Use tax
2. Payroll tax
3. STRS Deductions
4. Property tax.
5. We also pay several licensing fees, permits and subscriptions on an annual basis in the ordinary course of business.

Data:

1. **Use Tax** - Estimated accrued use tax is paid annually and reconciled quarterly for accuracy. These payments are initiated online by our accountant and automatically transferred from our operating bank account to the California State Board of Equalization (BOE).
2. **Payroll Tax** – Examples of our quarterly tax payments are available upon request.
3. **State Teacher Retirement System (STRS)** deductions are calculated through payroll, but processed in the business office on the 5th of every month and submitted the County Office of Ed. **State & Federal** – We are exempt from paying income tax.
4. **Property Tax** - We have property tax payments for the first time, due twice a year in November and February. Our very firsts property tax payment was paid this November.
5. **Licensing Fees** - Examples include CCSA, CDS Consulting, Lexia, iReady, etc.

Quarterly Tax Description	Amount Paid	Date Paid
Use Tax Payment – BOE	$168	July 24, 2019
CA State Unemployment	$192.85	October 23, 2020
CA State Disability	$3856.96	October 23, 2020
STRS Deductions	$35,874.71	Monthly
Property Taxes	$23,837.50	August 1, 2020

I report compliance with policy B1.7

B1.8 - The School Director shall not use restricted funds for any purpose other than that required by the restriction.

Interpretation:
Restricted funds refer to monies designated for particular use, including ongoing reserve funds approved by the Board, restricted state funds, or an outside entity such as a bank with whom we hold a loan.

Operational Definition:
1. Restricted funds are designated on our annual budget projection and interim reports.

Data:
1. The School's budget summary will include the following restricted funds:

Restricted Funds		
Resource Name	**Budgeted Amount**	**Description**
Supplemental - LCAP Funding	$ 333,384.00	Directed for targeted students
Lottery - Unrestricted	$ 62,540.10	Expenses supporting students' education
Education Protection Act	$ 356,067.00	Certificated Teacher wages & benefits
ESSER Funds - Federal	$ 72,643.00	CARES Act funding for DL
Learning Loss GEER - Federal	$ 22,081.00	CARES Act funding for DL
LLM, COVID CARES - Federal	$ 201,509.00	CARES Act funding for DL
Title I Part A - Federal	$ 85,794.00	Academic student support
Title II Part A - Federal	$ 13,839.00	Professional development for teachers
Title IV Part A - Federal	$ 10,000.00	Student support funds for Title programs
REAP/SRSA Title - Federal	$ 35,600.00	Student support funds for Title programs
Special Education - Federal	$ 66,603.00	Special education services through the JPA
NSLP Child Nutrition Fed/State	$ 171,346.88	Child Nutrition program expenses
SB740 Facilities Grant	$ 379,780.00	Facilities and construction expenses
Lottery - Restricted	$ 20,429.77	Instructional Materials (Curriculum)
Special Education - State	$ 276,201.00	Special education services through the JPA
Learning Loss Mitigation - State	$ 32,694.00	Distance Learning Funding LLM prop 98
Mental Health Funding	$ 24,368.00	Counselor wages & benefits

We have separated these amounts from our cash balances by using classes/departments in QuickBooks to reflect resources from the Federal & State funding as restricted funds. We carry-over any balances at year-end.

I report compliance with Policy B-1.8.

B1.9 - The School Director shall not allow financial record keeping systems to be inadequate or out of conformity with GAAP, or other applicable guidelines.

Interpretation:
NCSA's financial records will comply with Generally Accepted Accounting Principles (GAAP.) This adherence will be verified by an annual audit or review of the School's financial statements by an independent accounting firm, as mandated by the Board of Directors.

Operational Definition:

1. Compliance is met if the management letter issued following the annual audit indicates no discrepancies with GAAP.

Data:

1. Christy White & Associates an independent accounting firm, is in the process of completing a *full audit* of our 2019-20 financial statements. The preliminary management letter that will be issued, so far indicates that there will be no finding and so far have not identified any discrepancies from GAAP and will be reviewed and accepted by the board December 10, 2020.

I report compliance with Policy B1.9

Holly Pettitt, School Director

NEVADA CITY SCHOOL OF THE ARTS
2020-21 1st Interim Budget
Statements of Revenues, Expenditures and Changes in Fund Balance

	2018-19 Unaudited Actuals	2019-20 Undaudited Actuals	2020-21 Adopted Budget	2020-21 1st Interim Budget	Change From Prior Budget
Enrollment	*440.0*	*448.0*	*451.0*	*451.0*	*(1.00)*
Attendance %	*94.5%*	*94.6%*	*95.0%*	*94.6%*	*0.01*
Average Daily Attendance (ADA)	*416.46*	*426.68*	*428.45*	*426.68*	*1.80*
REVENUES					
Total State Aid Revenue 8000-8099	$ 3,655,629	$ 3,838,270	$ 3,494,466	$ 3,814,841	320,375
Total Federal Revenue 8100-8299	230,024	897,628	249,835	619,472	369,637
Total Other State Revenue 8300-8599	941,582	542,248	727,215	865,444	138,229
All Other Local Revenue 8600-8899	645,788	583,184	645,192	204,192	(441,000)
Other Revenues/Income 8900-8999	1,187	4,058	250,000	250,000	0
TOTAL REVENUES	**$ 5,474,209**	**$ 5,865,388**	**$ 5,366,708**	**$ 5,753,950**	**$ 387,241**
EXPENDITURES					
Certificated salaries	1,316,572	1,416,957	1,431,124	1,482,409	51,285
Classified salaries and wages	1,477,721	1,503,298	1,346,278	1,323,970	(22,308)
Health benefits and statutory employer costs	827,396	932,616	776,329	812,496	36,167
Books and supplies	218,559	202,562	144,870	328,964	184,094
Services	1,500,250	1,435,089	1,515,218	1,564,696	49,478
County oversight fees	36,450	38,363	34,945	38,148	3,204
TOTAL OPERATING EXPENDITURES	**$ 5,376,949**	**$ 5,528,885**	**$ 5,248,764**	**$ 5,550,683**	**$ 301,919**
Average total expenditures per ADA					*405*
2018-19 Capital Outlay & Project Expenses	0	0	0	0	0
OPERATING REVENUES LESS EXPENDITURES	**$ 97,260**	**$ 336,503**	**$ 117,945**	**$ 203,267**	**$ 85,322**
DEPRECIATION EXPENSE	$300,968	$327,328	$0	$0	$0
Audit Adjustments			$0	$0	$0
NET CHANGE IN FUND BALANCE	**$ (203,708)**	**$ 9,175**	**$ 117,945**	**$ 203,267**	**$ 85,322**
COMPONENTS OF ENDING FUND BALANCE					
Required reserve - 5% of expenditures	268,847	276,444	262,438	277,534	15,096
Designated - Special Ed - 2% of expenditures	107,539	110,578	104,975	111,014	6,038
Designated - JPA contingency reserve	13,786	13,786	13,786	13,786	0
Designated - Restricted/Unrestricted Lottery Fund Balance	39,067	24,598	3,750	3,750	0
Designated - Classified Professional Development Grant	5,759	5,759	5,759	5,759	0
Designated - Low Performing Student Block Grant	30,038	0	30,038	30,038	0
Designated - Jog-a-Thon reserved funding	39,185	39,185	0	0	0
Designated - Prop 39 Energy Grant	37,142	0	0	0	0
Designated - Facilities Reserve - 5% of expenditures	268,847	276,444	262,438	277,534	15,096
Undesignated Fund Balance	3,623,701	3,660,705	4,010,660	3,900,484	(110,176)
Ending Fund Balance	**$4,433,911**	**$4,407,499**	**$4,693,845**	**$4,619,899**	**($73,946)**
FUND BALANCE, BEGINNING OF YEAR	**$4,756,035**	**$4,433,911**	**$4,407,498**	**$4,407,498**	**$0**
Audit Adjustment	($118,416)	($35,589)	$9,135	$9,135	
Net change (from above)	($203,708)	$ 9,175	$ 117,945	$203,267	$85,322
FUND BALANCE, END OF YEAR	**$4,433,911**	**$4,407,498**	**$4,534,577**	**$4,619,899**	**$85,322**

SUMMARY OF SIGNIFICANT CHANGES FROM PRIOR BUDGET:

REVENUES

LCFF increase from adopted - no cuts to revenue (expected deferrals)	$	320,375	
Decrease in Federal Special Education Funding	$	(4,248)	
Increase in Federal NSLP Funding	$	141,559	
Decrease in SRSA/REAP funding from Title IV (Federal)	$	(3,709)	
Federal CARES Act Funding for Learning Loss due to COVID	$	296,233	
Increase in State Special Education Funding	$	48,170	
Decrease in Lottery funding	$	(3,335)	
Increase for Learning Loss Mitigation funding from State	$	32,694	
Remove local program revenue (small classroom plays, swipe & misc)	$	(12,497)	
Remove AGC fundraising completely	$	(100,000)	
Remove cash paid lunch revenue	$	(44,000)	
Remove all afterschool care program revenues	$	(284,000)	**$ 387,241**

EXPENSES

Certificated Wages:			
Increase for adjustments to salary changes per Holly	$	26,429	
Increase to hire PT Kindergarten teacher	$	24,856	**$ 51,285**
Classified Wages:			
Decrease to Art/Movement/Music program wages (reduced movement)	$	(14,599)	
Decrease to reduce Electives program wages	$	(14,733)	
Decrease to Classroom Aides	$	(22,815)	
Changes to Custodians, Office Admin & Exempt Admin	$	26,339	
Increase stipeds for PBL & Advisory	$	3,500	**$ (22,308)**
Benefits & Statutory Costs - Above Wage Changes	**$**	**27,884**	**$ 27,884**
Employer Paid STRS rate (16.15%) Increase from wages above	**$**	**8,283**	**$ 8,283**
Books & Supplies			
Increase for classroom supplies (classroom budgets/PPE/Janitorial/NSLP supplies)	$	84,786	
Increase admin PPE supplies & ER buckets	$	4,350	
Increase admin tech supplies to support COVID & Remote working	$	8,215	
Increase classroom tech to support distance learning	$	73,795	
Increase to facilities supplies needed for COVID move to hybrid	$	12,948	**$ 184,094**
Services			
Increase to Professional Development & subscription expenses (COVID)	$	11,360	
Increase to general liability insurance & copier lease expenses	$	13,853	
Increase to tech services (COVID hot spots)	$	20,272	
Decrease to Special Education Services	$	(3,416)	
Increase to facilities services (construction costs due to COVID)	$	7,409	**$ 49,478**
Changes in fees for County Oversight			**$ 3,203**
Total Decrease to ALL Expenses			**$ 301,919**

Total Increase/(Decrease) in Revenue	**$**	**387,241**
Total Increase/(Decrease) in Operational Expenses	**$**	**301,919**
Total Change in Revenue minus Expenses	**$**	**85,322**

2020-21 1st Interim - Detail by Program

	General School Program				Art/Music Program			Student Programs			Title I Programs		Restricted Funding						Comparison to Prior Budg
	General School Program 0009	Restricted Lottery 6300	Supplemental LCAP 0010	Facilities Budget - 8200 6030	Art/Music Program 0037	Fundraising/ Development 0038	Unrestricted Lottery 1100	RavenWolf Aftercare 0021	After School Sports 0030	Field Studies 0035	Title I/II/IV 3010 4035/4127	SRSA - Title V 4610	CARES Act Funding 3210-7420	NSLP 5310	Special Education 3310/6500	Mental Health 6512	Total Budget	Prior Budget	Change from Prior Budget
Revenues																			
Total Revenues	3,493,045	20,430	333,384	782,372	0	49,500	62,540	0	0	0	109,633	35,600	328,927	171,347	342,804	24,368	5,753,950	5,366,708	387,241
Per Student Revenue	*$7,745*	*$45*	*$739*	*$1,735*	*$0*	*$110*	*$139*	*$0*	*$0*	*$0*	*$243*	*$79*	*$729*	*$380*	*$760*	*$54*	*$12,758*	*$11,900*	*$858*
Expenditures																			
Total Certificated Wages	1,364,398	0	0	0	0	0	0	0	0	0	61,801	45,409	0	0	10,801	0	1,482,409	1,431,124	51,285
Total Classified Wages	434,069	0	156,486	117,826	293,410	49,984	0	0	0	0	20,826	0	159,323	63,572	28,475	0	1,323,970	1,346,278	(22,308)
Payroll tax and other employer-paid costs	567,409	0	31,774	32,256	84,345	13,077	0	0	0	0	23,947	11,782	28,334	8,705	10,865	0	812,496	776,329	36,167
Books and Supplies																			
Total Books and Supplies	42,320	7,000	8,025	0	0	3,450	38,186	6,500	0	0	800	0	110,683	110,000	2,000	0	328,964	144,870	184,094
Services																			
Total Services	464,561	0	56,468	605,995	0	11,884	5,700	500	0	0	11,740	0	39,326	0	344,154	24,368	1,602,844	1,550,163	52,681
Total Expenditures	2,872,756	7,000	252,752	756,078	377,756	78,395	43,886	7,000	0	0	119,115	57,191	337,666	182,277	396,295	24,368	5,550,683	5,248,764	301,919
Net FY Operating Surplus (Deficit)	620,288	13,430	80,632	26,294	(377,756)	(28,895)	18,654	(7,000)	0	0	(9,482)	(21,591)	(8,739)	(10,930)	(53,491)	0	203,267	117,944	85,322

NEVADA CITY SCHOOL OF THE ARTS
Multi Year Budget Projections- Four Years Ended June 30, 2024

		Prior Budget		Current Year 1		Year 2		Year 3		Year 4
		2020-21		2020-21		2021-22		2022-23		2023-24
Enrollment		**449.0**		**449.0**		**451.0**		**441.0**		**441.0**
ADA	95.06%	426.82	95.06%	426.82	94%	428.45	94%	415.48	94%	415.48
Revenue	Rates	-10% COLA	Rates	0% COLA	Rates	0% COLA	Rates	0% COLA	Rates	0% COLA
Local Control Funding Formula	$ 8,992	$ 1,479,948	$ 8,941	$1,622,344	$ 8,953	$ 1,624,522	$ 8,961	$ 1,625,973	$ 8,974	$ 1,628,332
4-6	$ 8,992	$ 1,208,754	$ 8,941	1,325,056	$ 8,953	$ 1,326,835	$ 8,961	$ 1,328,020	$ 8,974	$ 1,329,947
7-8	$ 8,992	$ 805,836	$ 8,941	883,371	$ 8,953	$ 884,556	$ 8,961	$ 885,347	$ 8,974	$ 886,631
Total LCFF		**$ 3,494,488**		**$3,814,841**		**$ 3,835,891**		**$ 3,723,102**		**$ 3,728,658**
Mandated Block Grant	$ 17	7,088	$ 17.37	7,088	$ 17.86	7,623	$ 18.42	7,892	$ 18.42	7,653
Forest Service Revenue		1,800		2,400		2,400		2,400		2,400
Restricted Lottery	$ 53	22,514	$ 49	20,430	$ 49	20,994	$ 49	20,359	$ 49	20,359
Unrestricted Lottery	$ 151	63,791	$ 150	62,540	$ 150	64,268	$ 150	62,322	$ 150	62,322
Title I/II - Restricted		149,542		145,233		142,233		139,233		139,233
CARES Act/COVID/LLMF Funds		-		328,927						
Charter Facilities Grant (SB740)	$ 1,117	379,780	$ 1,117	379,780	$ 1,174	379,780	$ 1,174	379,780	$ 1,174	379,780
Student Lunch Program - NSLP		29,788		171,347		171,347		171,347		171,347
Bill Graham Grant		3,500		3,500		-		2,500		-
Special Ed - General (State)		228,031		276,201		281,725		287,360		287,360
Special Ed - Mental Health (State)		23,865		24,368		24,368		24,368		24,368
Special Ed - IDEA General (Federal)		70,851		66,603		66,603		66,603		66,603
Annual Giving Campaign		100,000		-	$ -	100,000	$ -	120,000	$ -	125,000
Read-a-Thon & Misc Fundraisers		22,000		22,000	$ -	22,000	$ -	22,000	$ -	22,000
Free Money (Escrip)		6,000		4,000	$ -	4,000	$ -	4,000	$ -	4,000
Jog-a-Thon		20,000		20,000		20,000		20,000		20,000
Parent Donations - ASS/FS/Programs		11,000		-		80,000		80,000		80,000
Lunch Sales		44,000		-		30,000		30,000		30,000
Aftercare Revenue		284,000		-		120,000		120,000		120,000
Interest & Other Local Revenue		2,100		2,100	$ -	2,100	$ -	2,100	$ -	2,100
LLC Payment for Services		152,592		152,592		157,170		161,885		166,741
Surplus from LLC		250,000		250,000	$ -	250,000	$ -	250,000	$ -	250,000
Total Revenue		**5,366,708**		**5,753,949**		**5,782,501**		**5,697,250**		**5,709,923**
Personnel Costs										
Certificated Salaries		1,431,124		1,482,409		1,474,080		1,505,032		1,536,910
Classified Salaries		1,346,278		1,323,970		1,355,810		1,396,510		1,438,410
Benefits	27.95%	776,329	28.95%	812,496	29.66%	839,341	30.50%	885,070	30.19%	898,320
Total Personnel Costs		**3,553,731**		**3,618,875**		**3,669,231**		**3,786,612**		**3,873,640**
Program Costs		69%		65%		66%		67%		67%
Books and supplies		144,870		328,964		234,931		243,009		250,814
Special education JPA services		530,644		527,228	1.0%	532,500	1.0%	537,825	1.0%	543,204
Other services (facilities/admin/programs)		378,579		431,473	2.0%	492,472	2.0%	482,004	2.0%	480,357
Facilities Debt Service (Interest for loans)		605,995		605,995		605,995		605,995		605,995
NCSoS oversight	1.0%	34,945	1.0%	38,148	1.0%	38,359	1.0%	37,231	1.0%	37,287
Total Program Costs		**1,695,033**		**1,931,808**		**1,904,257**		**1,906,065**		**1,917,656**
Total Expenses		**5,248,765**		**5,550,683**		**$ 5,573,487**		**5,692,677**		**$ 5,791,296**
Annual Operating Surplus (Deficit)		**117,943**		**203,266**		**209,014**		**4,573**		**(81,372)**
Beginning Fund Balance		**$ 4,755,964**		**$ 4,873,907**		**$ 5,077,173**		**$ 5,286,187**		**$ 5,290,760**
Annual operating surplus (deficit) from above		117,943		203,266		209,014		4,573		(81,372)
Ending Fund Balance		**$4,873,907**		**5,077,173**		**$5,286,187**		**$5,290,760**		**$5,209,388**

NEVADA CITY SCHOOL OF THE ARTS
CASH FLOW REPORT 2020-21

Date that actuals are posted thru…. 11/11/20

PRIOR YEAR ESTIMATED ACTUALS Descriptions	2020-21	Current or Actuals 2020-21	Original Budget 2020-21	July	August	September	October	November	December	January	Total Jul-Jan	February	March	April	May	June	Total Jan-Jun	2020-21 Accrue	Other Adjustments Explain	Cash & Accrual Total
Beginning Cash Balance		**228,760**	**228,760**	**228,760**	**620,151**	**303,746**	**474,672**	**484,454**	**448,317**	**323,299**	**228,760**	**419,290**	**219,898**	**120,668**	**98,479**	**(377,378)**	**228,760**	**0**	**(9,135)**	**228,760**
RECEIPTS																				
State Aid (Apportionment)	8000-8019	2,856,892	3,001,577	0	103,553	305,374	186,395	186,395	186,395	275,784	1,243,896	70,131	24,117	113,505	25,080	89,389	1,566,117	1,290,775	0	2,856,892
RL Trf & PERS RLR	8080-8099	957,949	836,341	0	0	0	0	313,523	0	0	313,523	36,538	0	362,569	22,836	134,113	869,579	88,370	0	957,949
Total 8010-8099	**8000-8099**	**3,814,841**	**3,837,918**	**0**	**103,553**	**305,374**	**186,395**	**499,918**	**186,395**	**275,784**	**1,557,419**	**106,669**	**24,117**	**476,074**	**47,916**	**223,502**	**2,435,696**	**1,379,145**	**0**	**3,814,841**
TOTAL REVENUE		**5,753,950**	**5,710,160**	**264,264**	**143,378**	**769,861**	**447,734**	**555,109**	**260,091**	**487,933**	**2,928,368**	**147,475**	**46,426**	**558,332**	**114,090**	**605,962**	**4,400,653**	**1,353,296**	**0**	**5,753,950**
DISBURSEMENTS																				
Cert Salaries	1000-1999	1,482,409	1,431,124	4,283	70,788	133,010	140,734	140,734	140,734	140,734	771,016	140,734	140,734	140,734	140,734	140,734	1,474,686	7,724	0	1,482,409
Classified Salaries	2000-2999	1,323,970	1,346,278	29,943	69,489	116,199	122,454	122,454	122,454	122,454	705,445	122,454	122,454	122,454	122,454	122,454	1,317,715	6,255	0	1,323,970
Empl Benefits	3000-3999	812,496	776,329	16,068	46,333	65,705	67,708	67,708	67,708	67,708	398,938	67,708	67,708	67,708	67,708	67,708	737,478	75,018	0	812,496
Supplies	4000-4999	328,964	144,870	11,815	95,903	30,415	24,597	20,113	20,113	20,113	223,069	20,113	20,113	20,113	20,113	20,113	323,635	5,329	0	328,964
Services	5000-5999	1,602,844	1,550,163	96,945	256,983	187,525	78,518	77,273	98,799	134,467	930,510	134,467	134,467	134,467	134,467	134,467	1,602,844	0	0	1,602,844
Total Books, Supp	**4000-5999**	**1,931,808**	**1,695,033**	**108,759**	**352,886**	**217,940**	**103,115**	**97,387**	**118,913**	**154,580**	**1,153,579**	**154,580**	**154,580**	**154,580**	**154,580**	**154,580**	**1,926,479**	**5,329**	**0**	**1,931,808**
TOTAL EXPENDITURES		**5,550,683**	**5,248,764**	**159,053**	**539,496**	**532,853**	**434,010**	**428,282**	**449,808**	**485,476**	**3,028,978**	**485,476**	**485,476**	**485,476**	**485,476**	**485,476**	**5,456,357**	**94,326**	**0**	**5,550,683**
NET OPERATING REVENUE		**203,267**	**461,396**	**105,211**	**(396,118)**	**237,007**	**13,724**	**126,827**	**(189,718)**	**2,457**	**(100,610)**	**(338,000)**	**(439,049)**	**72,856**	**(371,386)**	**120,486**	**(1,055,704)**	**1,258,971**	**0**	**203,267**
Adjust to reconcile Net Revenue to Net Cash Provided by operations:											0						0	0	0	0
Line of Credit Liability	9640	0	(108)	0	0	0	0	0	0	0	0	0	400,000	0	0	0	400,000	(400,000)	0	0
NCSOS Loan	9641	(400,000)	(400,000)	0	0	0	(50,000)	(150,000)	(50,000)	(50,000)	(300,000)	0	0	0	0	0	(300,000)	(100,000)	0	(400,000)
Total Adjustments to reconcile		**463,751**	**(174,437)**	**322,862**	**91,867**	**(57,785)**	**4,222**	**(162,963)**	**64,500**	**93,334**	**356,036**	**141,598**	**334,920**	**(94,845)**	**(104,820)**	**(209,675)**	**423,213**	**1,180,507**	**0**	**1,603,720**
NET CASH AFTER OPERATING ACTIVITIES		**667,018**	**286,960**	**428,072**	**(304,251)**	**179,222**	**17,946**	**(36,137)**	**(125,218)**	**95,791**	**255,426**	**(196,402)**	**(104,130)**	**(21,989)**	**(476,207)**	**(89,189)**	**(632,491)**	**2,439,477**	**0**	**1,806,986**
Investing Activities																				
NET CASH PROVIDED BY INVESTING ACTIVIES		**(85,873)**	**(205,031)**	**(31,080)**	**(6,960)**	**(2,799)**	**(2,770)**	**0**	**0**	**0**	**(43,608)**	**0**	**0**	**0**	**0**	**0**	**(43,608)**	**(42,265)**	**0**	**(85,873)**
Financing Activities																				
NET CASH PROVIDED BY FINANCING ACTIVIES		**(35,159)**	**(32,743)**	**(5,601)**	**(5,194)**	**(5,497)**	**(5,394)**	**0**	**200**	**200**	**(21,287)**	**(2,990)**	**4,900**	**(200)**	**350**	**0**	**(19,227)**	**(15,932)**	**0**	**(35,159)**
NET CASH INC/DEC		**545,986**	**49,186**	**391,391**	**(316,405)**	**170,926**	**9,782**	**(36,137)**	**(125,018)**	**95,991**	**190,530**	**(199,392)**	**(99,230)**	**(22,189)**	**(475,857)**	**(89,189)**	**(695,326)**	**2,381,280**	**0**	**1,685,954**
ENDING CASH BALANCE		***774,745***	***277,945***	**620,151**	***303,746***	***474,672***	***484,454***	***448,317***	***323,299***	***419,290***	***419,290***	***219,898***	***120,668***	***98,479***	***(377,378)***	***(466,567)***	***(466,567)***	***2,381,280***	***(9,135)***	***1,914,714***
																	~Cash	**Cash & Accrual**		

Prepared by: _____ Date: _____ Reviewed by: _____ Date: _____

NEVADA CITY SCHOOL OF THE ARTS

11/11/2020

REVENUE DETAIL 2020-21 (Flows to Revenue Section of Cash Flow Report)

CURRENT YEAR REVENUE Descriptions	2020-21	Budget Revised 2020-21	Est/Orig Budget 2020-21	July	August	September	October	November	December	January	Total Jul-Jan	February	March	April	May	June	Total Jul-Jun	2020-21 Accrue	Cash & Accrual Total	Difference s/b $0
REVENUE																				
Def'd % 5/5/9		**1**	**1**	**1.000000**	**1.000000**	**1.000000**	**1.000000**	**1.000000**	**1.000000**	**1.000000**	**1.00**	**1.0000000**	**1.000000**	**1.0000000**	**1.000000**	**1.000000**	**1**	**1.000000**	**1**	**-**
5/5/9 SCHEDULE		**100%**	**100%**	**5%**	**5%**	**9%**	**9%**	**9%**	**9%**	**9%**	**38%**	**20%**	**20%**	**20%**	**20%**	**20%**	**44%**	**56.1%**	**100%**	**-**
Def'd % 5/5/9		**1**	**1**	**1.000000**	**1.000000**	**1.000000**	**1.000000**	**1.000000**	**1.000000**	**1.000000**	**1.00**	**1.0000000**	**1.000000**	**1.0000000**	**1.000000**	**1.000000**	**1**	**1.000000**	**1**	**-**
15/15/15 SCHEDULE		**100%**	**100%**	**15%**	**15%**	**15%**	**15%**	**0%**	**0%**	**6%**	**#DIV/0!**	**20%**	**20%**	**20%**	**20%**	**20%**	**#DIV/0!**	**#DIV/0!**	**#DIV/0!**	**#DIV/0!**
State Aide - LCFF 15|15|15	8011	2,500,825	2,644,023	0	103,553	103,553	186,395	186,395	186,395	186,395	952,686	70,131	25,080	25,080	25,080	0	1,098,056	1,402,769	2,500,825	-
State Aid 5|5|9 Exempt	8011	0	0	0	0	0	0	0	0	0	0	0	0	0	0	**0**	0	0	0	-
State Aid 15|15|15 Exempt	8011	0	0	0	0	0	0	0	0	0	0	0	0	0	0	**0**	0	0	0	-
1400 Prop 30 EPA	8012	356,067	357,554			201,821				89,389	291,210			89,389		89,389	469,987	(113,920)	356,067	-
State Aid - Prior Years	8019	0	0			0					0		(963)	(963)			(1,926)	1,926	0	-
State Aid (Apport)	8000-8019	2,856,892	3,001,577	0	103,553	305,374	186,395	186,395	186,395	275,784	1,243,896	70,131	24,117	113,505	25,080	89,389	1,566,117	1,290,775	2,856,892	-
Chrtr In-Lieu Prop Tax	8096	957,949	836,341		0	0		313,523			313,523	36,538		362,569	22,836	134,113	869,579	88,370	957,949	-
LCFF and In Lieu Trf	8080-8099	957,949	836,341	0	0	0	0	313,523	0	0	313,523	36,538	0	362,569	22,836	134,113	869,579	88,370	957,949	-
Total 8000-8099	**8000-8099**	**3,814,841**	**3,837,918**	**0**	**103,553**	**305,374**	**186,395**	**499,918**	**186,395**	**275,784**	**1,557,419**	**106,669**	**24,117**	**476,074**	**47,916**	**223,502**	**2,435,696**	**1,379,145**	**3,814,841**	**-**
3310 IDEA Fed Spec Ed Ent.	8181	66,603	70,851						0	0	0			0	0	0	0	66,603	66,603	-
Federal NSLP - Child Nutrition Program	8220	109,003	27,642	0	0	317	0	2,764	2,764	2,764	8,610	2,764	2,764	2,764	2,764	2,764	22,431	86,572	109,003	-
3010 Title 1 A Basic	8290	85,794	85,794				0		0	28,312	28,312		0	28,312	0	0	56,624	29,170	85,794	-
3210 - ESER Funds	8290	72,643	0							23,972	23,972					23,972	47,944	24,699	72,643	-
3215 - LLM GEER (SWD) Funds	8290	22,081	0							7,287	7,287					7,287	14,573	7,508	22,081	-
3220 - LLM CRF (SWD, S&C, LCFF) Funds	8290	201,509	0							66,498	66,498					66,498	132,996	68,513	201,509	-
4035 Title 2-A TEACHER TRAINING (CMDC)	8292	13,839	13,839	0					0	0	0		0	7,636	0	0	7,636	6,203	13,839	-
4127 Title 4-Student Services	8292	10,000	10,000	0					0	0	0		0	2,500	0	0	2,500	7,500	10,000	-
3011 REAP/SRSA Federal Grant (Title Supp)	8290	35,600	39,909			18,161	201,509		21,030		240,700				18,000		258,700	(223,100)	35,600	-
Federal Other - Forest Service	8296	2,400	1,800								0			0	2,400	0	2,400	0	2,400	-
PY Federal - Not Accrued	8297	0	1,800				2,500				2,500						2,500	0	2,500	2,500
Total Federal Revenues	8100-8299	619,472	249,835	0	0	18,478	204,009	2,764	23,794	128,833	375,379	2,764	2,764	41,212	23,164	100,521	545,805	73,667	619,472	-
SPEC ED 6500 - 5|5|9	8380	276,201	228,031	0	13,108	13,108	23,594	23,594	23,594	23,594	120,592	2,762	2,762	2,762	2,762	0	131,640	144,561	276,201	-
State - Child Nutrition Programs	8520	62,344	2,146			28	0	2,000	2,000	2,000	6,028	2,000	2,000	2,000	2,000	2,000	16,028	46,316	62,344	-
State Other - SB740 CY Reimb	8545	379,780	379,780			0			0		0				0		0	379,780	379,780	-
0009 Mandate Blk Grant	8550	7,088	7,088					0	7,022	0	7,022		0		0	0	7,022	66	7,088	-
0009 Mandated Cost Reimb (1 x disc funds)	8550	0	0						0	0	0	0			0	0	0	0	0	
1100 Lottery - Unrestricted	8560	62,540	63,791	68			0	0		26,180	26,248		0	20,888	0	0	47,136	15,404	47,136	(15,404)
6300 Lottery - Restricted	8560	20,430	22,514	(45)			0		0	1,997	1,952		0	0	0	0	1,952	18,478	1,952	(18,478)
7388 - SB117 - 19/20 Covid Funding	8590	0	0								0						0	0	0	
7420 - LLM Funds - Prop 98	8590	32,694	0							16,347	16,347					16,347	32,694	0	49,041	
6512 Spec Ed Mental Health	8182	24,368	23,865			0		11,933	0	0	11,933			0	5,399	0	17,332	7,036	17,332	(7,036)
6680/90 TUPE	8590	0	0							0	0				0		0	0	0	-
7690 STRS on Behalf EOY	8590	0	0							0	0	0			0	0	0	0	0	-
State Other -	8590	0	0				32,694	0	0	0	32,694	0	0		0	0	32,694	0	32,694	32,694
Total Other State Rev.	8300-8599	865,444	727,215	22	13,108	13,136	56,288	37,527	32,616	70,118	222,815	4,762	4,762	25,650	10,161	18,347	286,498	611,641	873,568	(8,224)
Local - Lunch/Food Service Sales	8634	0	44,000	0	0	0	300	200	200	200	900	200	200	200	200	200	1,900	(1,900)		-
Local - Merchandise Sales	8638	0	0		0		0	0	0	0	0	0	5	0	0	0	5	(5)	0	-
Local - Leases & Rentals Revenue	8650	0	0	18,957	21,697	19,616	0	0	0	0	60,271	0	0	0	0	0	60,271	(60,271)	0	-
Interest Revenue	8660	300	300	0	0	0	0	16	8	1	26	1	1	2	27	26	83	217	300	-
Local - Afterschool Program Revenue	8676	0	284,000	0	0	2,950	0	0	0	0	2,950	0	0	0	0	0	2,950	(2,950)	0	-
Local - Field Trips Revenue	8693	0	0	(468)	(80)	440	0	0	0	0	(108)	0	0	0	0	0	(108)	108	0	-
Local - All Other Misc	8699	0	0	0	0	0	0	0	0	0	0	0	0	0	0	0	0	0	0	-
Local - 0038 Bill Graham Grant	8699	3,500	3,500	0	0	0	0	0	3,500	0	3,500	0	0	0	0	0	3,500	0	3,500	
Donate - 3/4/5 Performances	8702	0	1,000	0	0	0	0	0	0	0	0	0	0	0	0	0	0	0	0	-
Donate - Artisitic Showcase	8703	0	6,000	0	0	0	0	0	0	0	0	0	0	0	0	0	0	0	0	-
Donate - Yearbook Revenue	8704	0	4,000	0	0	0	0	0	0	0	0	0	0	0	0	0	0	0	0	-
Donate - Instrument Rentals	8705	0	0	0	600	10	40	0	0	0	650	0	0	0	0	0	650	(650)	0	-
LLC Payment for EE Services	8706	152,592	152,592	0	0	0	0	12,716	12,716	12,716	38,148	12,716	12,716	12,716	12,716	12,716	101,728	50,864	152,592	
Donate - Summer Camp Revenue	8707	0	0	0	0	0	0	0	0	0	0	0	0	0	0	0	0	0	0	-
Donate - Theater	8708	0	0	0	0	0	0	0	0	0	0	0	0	0	0	0	0	0	0	-
Donate - Middle School Dances	8709	0	0	0	0	0	0	0	0	0	0	0	0	0	0	0	0	0	0	-
Donate - Misc Parent Donations	8801	0	0	0	0	0	0	0	0	0	0	0	0	0	0	0	0	0	0	-
Donate - Other Parent Donations	8814/15	0	0	0	0	0	0	0	0	0	0	0	0	0	0	0	0	0	0	-
Local - Local Grants	8802	0	0	0	0	0	0	0	0	0	0	0	0	2,000	0	0	2,000	(2,000)	0	-
Misc Fundraising Activities	8803	0		0	0	0	0	1,421	577	0	1,998	1,637	(1,653)	0	0	0		0	0	-
Local - Annual Giving Campaign	8804	0	100,000	320	365	255	30	0	0	0	970	0	0	0	0	0	970	(970)	0	-
Credit Card Rebates	8806	1,800	1,800	0	176	0	0	147	0	0	324	362	0	0	0	162	848	952	1,800	-
Local - Small Fundraisers replacing AMOT	8811	22,000	22,000	200	13	0	672	0	0	0	885	18,000	3,300	0	0	0	22,185	(185)	22,000	-
Local - Free Money (Escrip)	8812	4,000	6,000	381	411	90	0	399	284	280	1,845	364	214	477	405	289	3,594	406	4,000	-
Local - Jog-a-Thon	8813	20,000	20,000	0	0	0	0	0	0	0	0	0	0	0	19,500	200	19,700	300	20,000	-
Local - Afterschool Sports Revenue	8814	0	0	0	0	0	0	0	0	0	0	0	0	0	0	0	0	0	0	-
Farm to School Funds	8816	0	0	0	3,000	0	0	0	0	0	3,000	0	0	0	0	0	3,000	(3,000)	0	-
Positive Discipline Funds	8817	0	0	0	0	0	0	0	0	0	0	0	0	0	0	0	0	0	0	-
Unapplied Cash Revenue	xxxx	0	0	0	0	0	0	0	0	0	0	0	0	0	0	0	0	0	0	-
Other Local Rev.	8600-8899	204,192	645,192	19,391	26,182	23,361	1,042	14,900	17,285	13,198	115,359	33,281	14,783	15,395	32,848	13,593	223,276	(19,084)	204,192	-
LLC Surplus Revenue	9672	250,000	250,000								0				0	250,000	250,000	0	250,000	-
Proceeds from Sale of Land	8953	0	0	244,851	534	409,512					654,897					0	654,897	(654,897)	0	-
Sources	8931-8979	250,000	250,000	244,851	534	409,512	0	0	0	0	654,897	0	0	0	0	250,000	904,897	(654,897)	250,000	-
Contributions-Unrest.	8980	0	0								0						0	0	0	-
Contributions-Rest.	8990	0	0								0						0	0	0	-
Contributions	8980-8999	0	0	0	0	0	0	0	0	0	0	0	0	0	0	0	0	0	0	-
TOTAL RECEIPTS		**5,753,950**	**5,710,160**	**264,264**	**143,378**	**769,861**	**447,734**	**555,109**	**260,091**	**487,933**	**2,925,868**	**147,475**	**46,426**	**558,332**	**114,090**	**605,962**	**4,396,171**	**1,390,473**	**5,762,073**	**(8,224)**

NEVADA CITY SCHOOL OF THE ARTS
CASH FLOW REPORT 2021-22

Date that actuals are posted thru…. 11/11/20

PRIOR YEAR ESTIMATED ACTUALS Descriptions	2021-22	Current or Actuals 2021-22	Adopted Budget 2021-22	July	August	September	October	November	December	January	Total Jul-Jan	February	March	April	May	June	Total Jul-Jun	2021-22 Accrue	Other Adjustments Explain	Cash & Accrual Total
Beginning Cash Balance		-	-	0	99,251	129,488	127,088	46,542	452,944	639,628	0	789,735	756,981	273,461	174,897	(265,226)	0	334,325	2,854,214	0
RECEIPTS																				
TOTAL REVENUE		5,782,502	5,782,502	22	136,869	338,690	156,504	617,703	270,521	475,110	1,995,419	323,985	81,459	499,801	175,035	513,785	3,589,485	2,193,017	0	5,782,502
DISBURSEMENTS																				
TOTAL EXPENDITURES		5,573,488	5,573,488	91,777	498,337	498,337	498,337	498,337	498,337	498,337	3,081,801	498,337	498,337	498,337	498,337	498,337	5,573,488	(0)	0	5,573,488
NET OPERATING REVENUE		209,014	209,014	(91,755)	(361,468)	(159,647)	(341,834)	119,366	(227,817)	(23,227)	(1,086,382)	(174,352)	(416,878)	1,464	(323,302)	15,448	(1,984,003)	2,193,017	0	209,014
Adjust to reconcile Net Revenue to Net Cash Provided by operations:											0						0	0	0	
Accounts Receivable	9200	50,710	50,710	4,014	(1,423)	(4,739)	1,034	(7,197)	11,848	16,026	19,563	11,000	(10,455)	18,839	5,041	66,117	110,105	(59,395)	0	50,710
Accrued AR	9210	2,399,481	2,399,481	194,000	300,000	300,000	300,000	300,000	300,000	30,000	1,724,000	0	0	0	29,604	0	1,753,604	645,877	0	
Line of Credit Liability	9640	(400,000)	(400,000)	0	0	0	0	0	0	0	0	0	0	0	0	0	0	(400,000)		
NCSOS Loan	9641	(100,000)	(100,000)	0	0	0	0	0	0	0	(100,000)	0	0	0	0	0	(100,000)	40,000		
Total Adjustments to reconcile		2,645,200	2,645,200	191,006	391,705	157,248	261,288	287,037	414,500	173,334	1,876,117	141,598	(66,641)	(100,028)	(116,820)	584,104	2,318,329	326,872	0	113,761
NET CASH AFTER OPERATING ACTIVITIES		2,854,214	2,854,214	99,251	30,237	(2,400)	(80,546)	406,403	186,683	150,107	789,735	(32,754)	(483,520)	(98,564)	(440,123)	599,551	334,325	2,519,889	0	322,775
Investing Activities																				
NET CASH PROVIDED BY INVESTING ACTIVIES		0	0	0	0	0	0	0	0	0	0	0	0	0	0	0	0	0	0	0
Financing Activities																				
NET CASH PROVIDED BY FINANCING ACTIVIES		0	0	0	0	0	0	0	0	0	0	0	0	0	0	0	0	0	0	0
NET CASH INC/DEC		2,854,214	2,854,214	99,251	30,237	(2,400)	(80,546)	406,403	186,683	150,107	789,735	(32,754)	(483,520)	(98,564)	(440,123)	599,551	334,325	2,519,889	0	322,775
ENDING CASH BALANCE		***2,854,214***	***2,854,214***	***99,251***	***129,488***	***127,088***	***46,542***	***452,944***	***639,628***	***789,735***	***789,735***	***756,981***	***273,461***	***174,897***	***(265,226)***	***334,325***	***334,325***	***2,854,214***	***2,854,214***	***322,775***

Prepared by: _____ Date: _____ Reviewed by: _____ Date: _____ **~Cash** **Cash & Accrual**

NEVADA CITY SCHOOL OF THE ARTS
REVENUE DETAIL 2021-22 (Flows to Revenue Section of Cash Flow Report)

CURRENT YEAR REVENUE 2021-22 Descriptions		Budget Revised 2021-22	Est/Orig Budget 2021-22	July	August	September	October	November	December	January	Total Jul-Jan	February	March	April	May	June	Total Jul-Jun	2021-22 Accrue	Cash & Accrual Total	Difference s/b $0
REVENUE																				
Def'd % 5/5/9		**1**	**1**	**1.000000**	**1.000000**	**1.000000**	**1.000000**	**1.000000**	**1.000000**	**1.000000**	**1.00**	**1.0000000**	**1.000000**	**1.0000000**	**1.000000**	**1.000000**	**1**	**1.000000**	**1**	**-**
5|5|9 SCHEDULE		**100%**	**100%**	**5%**	**5%**	**9%**	**9%**	**9%**	**9%**	**9%**	**42%**	**20%**	**20%**	**20%**	**20%**	**20%**	**55%**	**44.8%**	**100%**	**-**
Def'd % 5/5/9		**1**	**1**	**1.000000**	**1.000000**	**1.000000**	**1.000000**	**1.000000**	**1.000000**	**1.000000**	**1.00**	**1.0000000**	**1.000000**	**1.0000000**	**1.000000**	**1.000000**	**1**	**1.000000**	**1**	**-**
15/15/15 SCHEDULE		**100%**	**100%**	**15%**	**15%**	**15%**	**15%**	**0%**	**0%**	**6%**	**#DIV/0!**	**20%**	**20%**	**20%**	**20%**	**20%**	**#DIV/0!**	**#DIV/0!**	**#DIV/0!**	**#DIV/0!**
State Aide - LCFF 15|15|15	8011	2,455,654	2,455,654	0	122,783	122,783	122,783	221,009	221,009	221,009	1,031,375	221,009	56,971	23,073	23,073	**0**	1,355,501	1,100,153	2,455,654	-
State Aid 5|5|9 Exempt	8011	0	0	0	0	0	0	0	0	0	0	0	0	0	0	**0**	0	0	0	-
State Aid 15|15|15 Exempt	8011	0	0	0	0	0	0	0	0	0	0	0	0	0	0	**0**	0	0	0	-
1400 Prop 30 EPA	8012	422,288	422,288			201,821				73,489	275,310			73,489		73,489	422,288	0	422,288	-
State Aid - Prior Years	8019	0	0								0						0	0	0	-
State Aid (Apport)	8000-8019	2,877,942	2,877,942	0	122,783	324,604	122,783	221,009	221,009	294,498	1,306,685	221,009	56,971	96,562	23,073	73,489	1,777,789	1,100,153	2,877,942	-
Chrtr In-Lieu Prop Tax	8096	957,949	957,949		0	0		313,523			313,523	36,538		362,569	22,836	134,113	869,579	88,370	957,949	-
LCFF and In Lieu Trf	8080-8099	957,949	957,949	0	0	0	0	313,523	0	0	313,523	36,538	0	362,569	22,836	134,113	869,579	88,370	957,949	-
Total 8000-8099	**8000-8099**	**3,835,891**	**3,835,891**	**0**	**122,783**	**324,604**	**122,783**	**534,532**	**221,009**	**294,498**	**1,620,208**	**257,547**	**56,971**	**459,131**	**45,909**	**207,602**	**2,647,368**	**1,188,523**	**3,835,891**	**-**
3310 IDEA Fed Spec Ed Ent.	8181	66,603	66,603						0	0	0		0	0	0	0	0	66,603	66,603	-
Federal NSLP - Child Nutrition Program	8220	109,003	109,003				10,900	10,900	10,900	10,900	43,601	10,900	10,900	10,900	10,900	10,900	98,103	10,900	109,003	-
3010 Title 1 A Basic	8290	85,794	85,794			0		21,449			21,449	21,449		0	0	21,449	64,346	21,449	85,794	-
3210 - ESER Funds	8290	0	0						0	0	0		0		0		0	0	0	-
3215 - LLM GEER (SWD) Funds	8290	0	0						0	0	0		0		0		0	0	0	
3220 - LLM CRF (SWD, S&C, LCFF) Funds	8290	0	0								0			0	0		0	0	0	-
4035 Title 2-A TEACHER TRAINING (CMDC)	8292	13,839	13,839					7,300			7,300				6,500		13,800	39	13,839	
4127 Title 4-Student Services	8292	10,000	10,000				2,500				2,500	2,500			2,500		7,500	2,500	10,000	
3011 REAP/SRSA Federal Grant (Title Supp)	8290	32,600	32,600							15,000	15,000					17,600	32,600	0	32,600	
Federal Other - Forest Service	8296	2,400	2,400								0						0	2,400	2,400	
PY Federal - Not Accrued	8297	0	0								0			0	0		0	0	0	-
Total Federal Revenues	8100-8299	320,239	320,239	0	0	0	13,400	39,649	10,900	25,900	89,850	34,849	10,900	10,900	19,900	49,949	216,348	103,891	320,239	-
SPEC ED 6500 - 5|5|9	8380	281,725	281,725	0	14,086	14,086	14,086	25,355	25,355	25,355	118,325	25,355	7,353	2,647	2,647	0	156,327	125,398	281,725	-
State - Child Nutrition Programs	8520	62,344	62,344				6,234	6,234	6,234	6,234	24,938	6,234	6,234	6,234	6,234	6,234	56,109	6,234	62,344	-
State Other - SB740 CY Reimb	8545	379,780	379,780							94,945	94,945				94,945		189,890	189,890	379,780	-
0009 Mandate Blk Grant	8550	7,623	7,623						7022	0	7,022	0					7,022	601	7,623	
0009 Mandated Cost Reimb (1 x disc funds)	8550	0	0								0						0	0	0	-
1100 Lottery - Unrestricted	8560	64,268	64,268	68			0	0		26,180	26,248		0	20,888	0	0	47,136	17131.71	64,268	-
6300 Lottery - Restricted	8560	20,994	20,994	(45)			0		0	1,997	1,952		0	0	0	0	1,952	19,042	20,994	-
7388 - SB117 - 19/20 Covid Funding	8590	0	0								0						0	0	0	-
7420 - LLM Funds - Prop 98	8590	0	0								0						0	0	0	
6512 Spec Ed Mental Health	8182	24,368	24,368					11,933			11,933				5,399		17,332	7,036	24,368	
6680/90 TUPE	8590	0	0								0						0	0	0	
7690 STRS on Behalf EOY	8590	0	0								0						0	0	0	-
State Other -	8590	0	0								0						0	0	0	-
Total Other State Rev.	8300-8599	841,102	841,102	22	14,086	14,086	20,321	43,523	38,612	154,712	285,362	31,590	13,587	29,770	109,225	6,234	475,768	365,334	841,102	-
Local - Lunch/Food Service Sales	8634	30,000	30,000	0	0	0	300	200	200	200	900	200	200	200	200	200	1,900	28,100	30,000	-
Local - Merchandise Sales	8638	0	0		0		0	0	0	0	0	0	5	0	0	0	5	(5)	0	
Interest Revenue	8660	300	300	0	0	0	0	0	0	0	0	0	0	0	0	0	0	300	300	-
Local - Afterschool Program Revenue	8676	120,000	120,000	0	0	11,800	11,500	10,000	9,000	10,000	52,300	11,000	11,500	11,000	10,000	12,000	107,800	12,200	120,000	
Local - Field Trips Revenue	8693	74,000	74,000	0	0	2,950	0	0	0	0	2,950	0	0	0	0	0	2,950	71,050	74,000	-
Local - All Other Misc	8699	0	0	(468)	(80)	440	0	0	0	0	(108)	0	0	0	0	0	(108)	108	0	-
Local - 0038 Bill Graham Grant	8699	0	0	0	0	0	0	0	3,500	0	3,500	0	0	0	0	0	3,500	(3,500)	0	
Donate - 3/4/5 Performances	8702	1,000	1,000	0	0	0	0	0		0	0	0	0	1,000	0	0	1,000	0	1,000	
Donate - Artisitic Showcase	8703	3,000	3,000	0	0	0	0	0	0	0	0	1,500	0	0	1,500	0	3,000	0	3,000	
Donate - Yearbook Revenue	8704	0	0	0	0	0	0	0	0	0	0	0	0	0	0	0	0	0	0	
Donate - Instrument Rentals	8705	0	0	0	600	0	0	0	0	0	600	0	0	0	0	0	600	(600)	0	
LLC Payment for EE Services	8706	157,170	157,170	13,098	13,098	13,098	13,098	13,098	13,098	13,098	91,683	13,098	13,098	13,098	13,098	13,098	157,170	0	157,170	
Donate - Summer Camp Revenue	8707	0	0	0	0	0	0	0	0	0	0	0	0	0	0	0	0	0	0	
Donate - Theater	8708	0	0	0	0	0	0	0	0	0	0	0	0	0	0	0	0	0	0	
Donate - Middle School Dances	8709	0	0	0	0	0	0	0	0	0	0	0	0	0	0	0	0	0	0	
Donate - Misc Parent Donations	8801	0	0	0	0	0	0	0	0	0	0	0	0	0	0	0	0	0	0	-
Donate - Other Parent Donations	8814/15	0	0	0	0	0	0	0	0	0	0	0	0	0	0	0	0	0	0	
Local - Local Grants	8802	0	0	0	0	0	0	0	0	0	0	0	0	0	0	0	0	0	0	
Misc Fundraising Activities	8803	0	0	0	0	0	0	0	0	0	0	0	0	2,000	0	0	2,000	(2,000)	0	
Local - Annual Giving Campaign	8804	100,000	100,000	0	0	1,500	35,000	15,000	2,300	1,200	55,000	1,500	1,500	1,500	1,500	1,500	62,500	37,500	100,000	
Credit Card Rebates	8806	1,800	1,800	0	0	0	0	0	0	0	0	0	0	0	0	1,800	1,800	0	1,800	
Local - Small Fundraisers replacing AMOT	8811	22,000	22,000	0	176	0	0	147	0	0	324	18,000	0	500	0	162	18,985	3,015	22,000	-
Local - Free Money (Escrip)	8812	4,000	4,000	381.06	411	90	0	399	284	280	1,845	364	214	477	230	289	3,419	581	4,000	
Local - Jog-a-Thon	8813	20,000	20,000	0	0	0	0	0	0	0	0	0	0	0	19,500	0	19,500	500	20,000	
Local - Afterschool Sports Revenue	8814	2,000	2,000	0	0	0	0	0	0	0	0	0	0	0		200	200	1,800	2,000	
Farm to School Funds	8816	0	0	0	0	0	0	0	0	0	0	0	0	0	0	0	0	0	0	
Positive Discipline Funds	8817	0	0	0	0	0	0	0	0	0	0	0	0	0	0	0	0	0	0	-
Unapplied Cash Revenue	xxxx	0	0	0	0	0	0	0	0	0	0	0	0	0	0	0	0	0	0	-
Other Local Rev.	8600-8899	535,270	535,270	0	0	0	0	0	0	0	208,993	0	0	0	0	0	386,222	149,048	535,270	-
Surplus transfer from Raven Springs	9672	250,000	250,000					0			0				0	250,000	250,000	0	250,000	-
Proceeds from Sale of Land	8953	0	0	0							0					0	0	0	0	-
Sources	8931-8979	250,000	250,000	0	0	0	0	0	0	0	0	0	0	0	0	250,000	250,000	0	250,000	-
Contributions-Unrest.	8980	0	0								0						0	0	0	-
Contributions-Rest.	8990	0	0								0						0	0	0	-
Contributions	8980-8999	0	0	0	0	0	0	0	0	0	0	0	0	0	0	0	0	0	0	-
TOTAL RECEIPTS		**5,782,502**	**5,782,502**	**22**	**136,869**	**338,690**	**156,504**	**617,703**	**270,521**	**475,110**	**2,204,412**	**323,985**	**81,459**	**499,801**	**175,035**	**513,785**	**3,975,707**	**1,806,795**	**5,782,502**	**-**

LCFF Budget Overview for Parents

Local Educational Agency (LEA) Name: Nevada City School of the Arts

CDS Code: 29 10298 0114330

School Year: 2020-2021

LEA contact information: Holly Ann Pettitt, Director

School districts receive funding from different sources: state funds under the Local Control Funding Formula (LCFF), other state funds, local funds, and federal funds. LCFF funds include a base level of funding for all LEAs and extra funding - called "supplemental and concentration" grants - to LEAs based on the enrollment of high needs students (foster youth, English learners, and low-income students).

Budget Overview for the 2020-21 LCAP Year

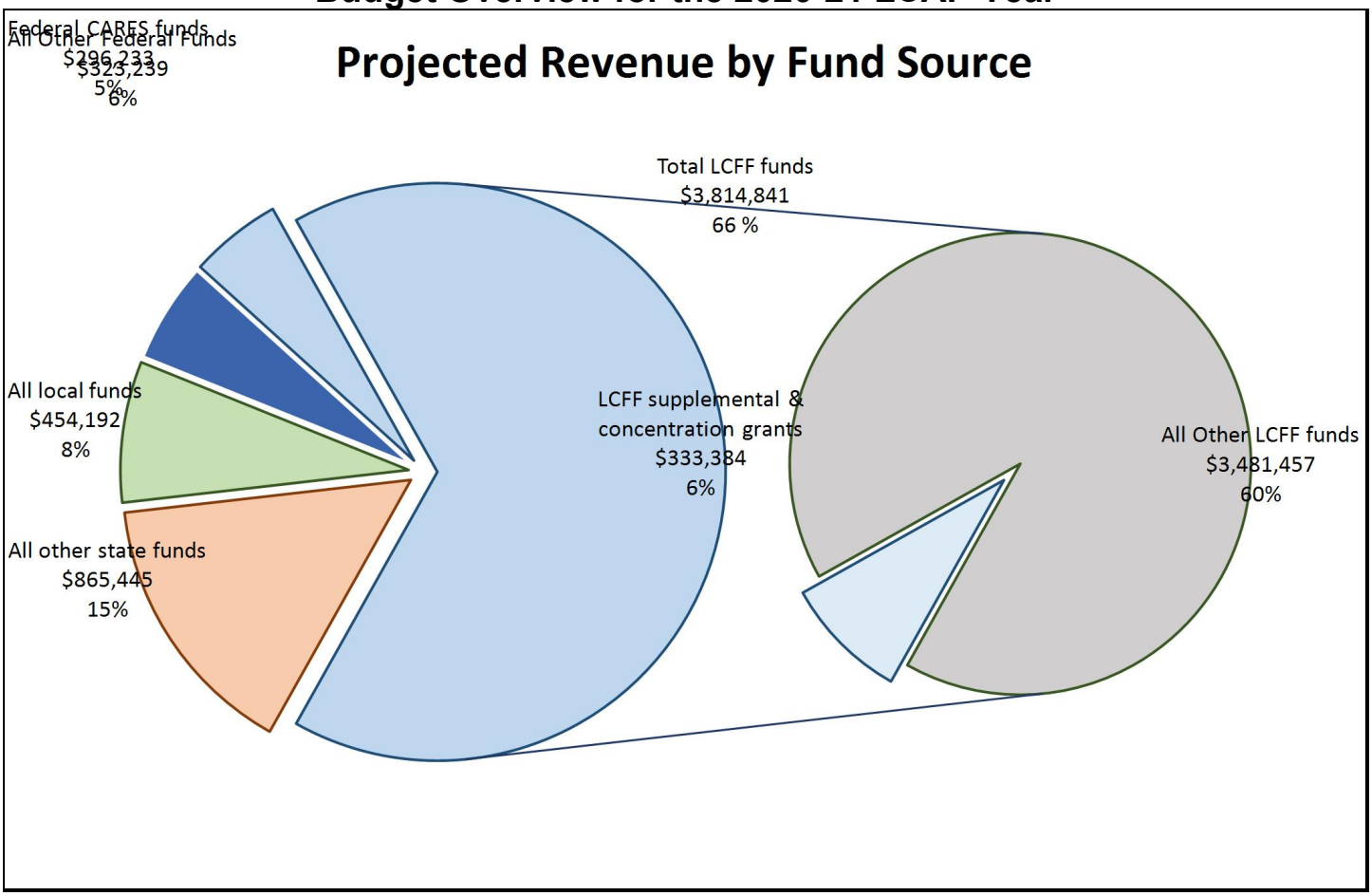

This chart shows the total general purpose revenue Nevada City School of the Arts expects to receive in the coming year from all sources.

The total revenue projected for Nevada City School of the Arts is $5,753,950, of which $3,814,841 is Local Control Funding Formula (LCFF), $865,445 is other state funds, $454,192 is local funds, and $619,472 is federal funds. Of the $619,472 in federal funds, $296,233 are federal CARES Act funds. Of the $3,814,841 in LCFF Funds, $333,384 is generated based on the enrollment of high needs students (foster youth, English learner, and low-income students).

LCFF Budget Overview for Parents

For the 2020-21 school year school districts must work with parents, educators, students, and the community to develop a Learning Continuity and Attendance Plan (Learning Continuity Plan). The Learning Continuity Plan replaces the Local Control and Accountability Plan (LCAP) for the 2020–21 school year and provides school districts with the opportunity to describe how they are planning to provide a high-quality education, social-emotional supports, and nutrition to their students during the COVID-19 pandemic.

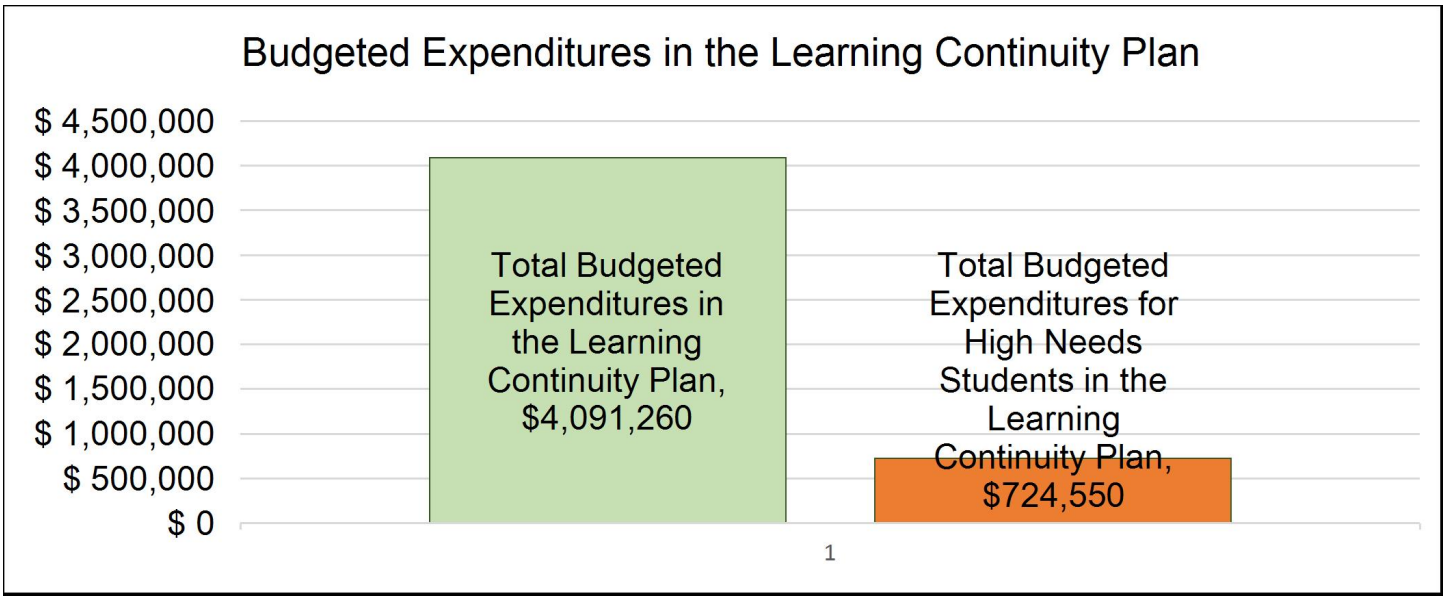

This chart provides a quick summary of how much Nevada City School of the Arts plans to spend for planned actions and services in the Learning Continuity Plan for 2020-2021and how much of the total is tied to increasing or improving services for high needs students.

Nevada City School of the Arts plans to spend $4,135,870 for the 2020-21 school year. Of that amount, $4,091,260 is tied to actions/services in the Learning Continuity Plan and $44,610 is not included in the Learning Continuity Plan. The budgeted expenditures that are not included in the Learning Continuity Plan will be used for the following:

The Learning Continuity Plan was adopted in September 2020. Since that time we have been able to make appropriate changes to our 1st Interim budget that more accurately reflect the 2020-21 school year needs and expenses. We have had to hire a few more instructional assistant's to help with our tech center and support small group supervision for students that need to be on campus or are in need of academic support. We have also increased our certificated wages in order to hire a half year kindergarten teacher so we can shift some resources to our homeschool program to better support families choice.

Increased or Improved Services for High Needs Students in in the Learning Continuity Plan for the 2020-2021 School Year

In 2020-21, Nevada City School of the Arts is projecting it will receive $333,384 based on the enrollment of foster youth, English learner, and low-income students. Nevada City School of the Arts must describe how it intends to increase or improve services for high needs students in the Learning Continuity Plan. Nevada City School of the Arts plans to spend $724,550 towards meeting this requirement, as described in the Learning Continuity Plan.

LCFF Budget Overview for Parents

Update on Increased or Improved Services for High Needs Students in 2019-20

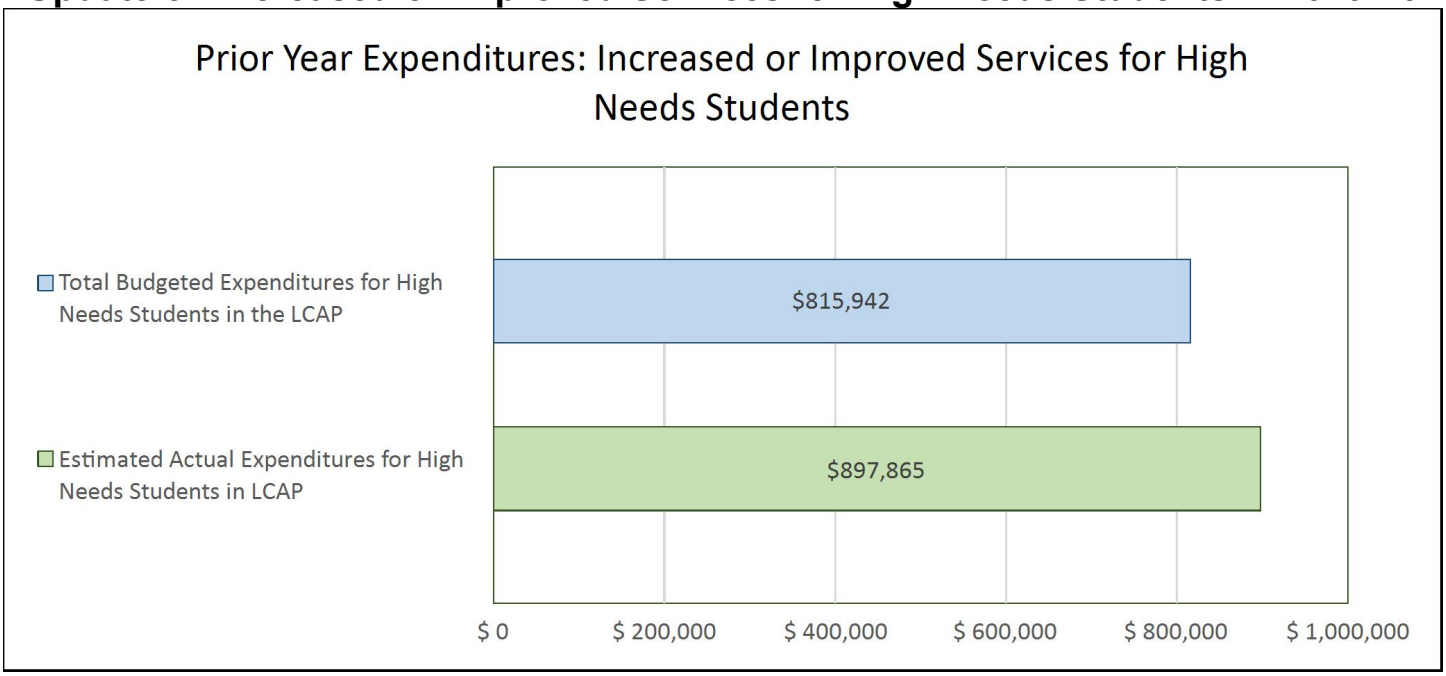

This chart compares what Nevada City School of the Arts budgeted in the 2019-20 LCAP for actions and services that contributed to increasing or improving services for high needs students with what Nevada City School of the Arts actually spent on actions and services that contributed to increasing or improving services for high needs students in the 2019-20 school year.

In 2019-20, Nevada City School of the Arts's LCAP budgeted $815,942 for planned actions to increase or improve services for high needs students. Nevada City School of the Arts actually spent $897,865 for actions to increase or improve services for high needs students in 2019-20.

Nevada City School of the Arts

School Director's Monitoring Report

Executive Limitations Policy: **B3– Asset Protection**

Charter Governance Council Meeting: **October 19, 2020**

I report compliance with all parts of this policy.

Unless indicated otherwise all data covers the period from October, 2019 to October, 2020 and is accurate as of October 21, 2020.

I certify that the information contained in this report and attachments is true.

Signed_____, School Director

Attachments: Insurance MOU, Evidence of Coverage, and Fixed Asset Policies and Procedures

B3 - The School Director shall not allow assets to be unprotected, unreasonably risked, or inadequately maintained.

Interpretation:

In the sub-policies below, the board has fully interpreted this policy for all assets deposits in financial institutions. For bank assets see the Operational Definition and Data here. For other assets, see each individual section below for further interpretations, operational definitions and data.

Operational Definitions:

a. The School's funds should be fully insured with limited exceptions. Compliance will be achieved by evidence that all cash holdings are:
   - less than $250,000 in an FDIC or NCUA insured institution; or
   - more than $250,000 in a single primary checking account in an institution that has the highest rating from a national rating service

Data:

a. All cash accounts (except petty cash) owned by Nevada City School of the Arts will be held in financial institutions which are insured by the FDIC. No bank account will carry a balance over the FDIC insured amount.

   The school has two bank accounts, Payroll and General checking that both maintain a balance below the $250,000 FDIC insurance. Should the school's general checking account become more than $250,000, we will open up a savings account to hold any excess to stay below the FDIC limit.

B3.1 The School Director will not allow equipment and facilities to be inadequately insured, or otherwise unable to be replaced if damaged or destroyed, including coverage for any losses incurred due to business interruption.

Interpretation:
The School will have in place insurance that would be considered usual and normal for a school of our size in our region.

Operational Definitions:

a. The School will have sufficient insurance to cover property, inventory, vehicles and interruption of school.
b. A reliable 3rd party will assess our insurance coverage to determine its adequacy.

Data:

a.

Category	Insurer	Coverage amount
General Liability	CharterSAFE JPA	$2,000,000
Automobile	CharterSAFE JPA	$2,000,000
Excess Reinsurance	CharterSAFE JPA	$3,000,000
Crime	CharterSAFE JPA	$1,000,000
Property (*See attached exposure list)*	CharterSAFE JPA	$27,897,775

b. CharterSAFE provides group self-insurance and risk management services designed specifically for California's charter schools. In the beginning, individual charter schools were forced to buy overpriced and sometimes deficient insurance coverage. To remedy this situation, 63 schools came together in 2004 to form a Joint Powers Authority risk pool, ensuring the availability of affordable and superior coverage. *See attached CharterSAFE MOC Table of Contents – the full document is available upon request*

   CharterSAFE JPA has reviewed this coverage and indicated that they appear adequate for our school. They annually review insurance coverages obtained by >100 school districts inside California and ~500 charter schools outside of California and review claims trends and payouts to identify what coverages and limits are appropriate for our members. They usually market the coverages to many carriers to do the due diligence on behalf of the members. *See attached Evidence of Coverage*

B3.2 The School Director will not allow unnecessary exposure to liability or lack of insurance protection from claims of liability.

Interpretation:

"Unnecessary exposure to liability" refers to insurable risks that could have been prevented by knowledge of and adherence to labor laws and personnel regulations, safety procedures for staff and students, and all policies and procedures of the School.

Adequate liability insurance reasonably protects the School's assets in the case of a legal judgement against the School.

Operational Definitions:

a. The School has written policies regarding harassment, equal opportunity, progressive discipline, and safety.
b. Insurance coverage for school liability insurance and Directors and Officers liability is deemed sufficient by School's insurance broker CharterSAFE.

Data:

a. Policies: The School's Employee Handbook details our policies for harassment, equal opportunity and progressive discipline. Employment policies will be updated and reviewed by the School's attorney – Young, Minney and Corr. They will be presented to the board in January.

   The Safety Manual details all of the aspects of the School's safety program. Safety Manual was updated in March 2020 and reviewed by a safety consultant, Chris Espedal – Nevada County Superintendent of School's Safety Coordinator. In addition, we have added a procedure for Wildfire Shelter in Place and Evacuation as reviewed by Fire Chief Clayton Thomas from Penn Valley Fire.

   Insurance: The School carries the specified liability coverage and was deemed customary and reasonable by the School's insurance broker. The board may also wish to see *the attached Evidence of Coverage.*
b.

Category	**Insurer**	**Coverage amount**
Directors & Officers, Employment Practices, & Fiduciary Liability	See Attached CharterSAFE JPA MOU for full explanation of coverage	$2,000,000
Employment Practices	See Attached CharterSAFE JPA MOU for full explanation of coverage	$2,000,000
Employee Benefits Liability	See Attached CharterSAFE JPA MOU for full explanation of coverage	$2,000,000
Educator's Legal Liability	See Attached CharterSAFE JPA MOU for full explanation of coverage	$2,000,000

Sexual Abuse Liability	See Attached CharterSAFE JPA MOU for full explanation of coverage	$2,000,000
Law Enforcement Activities Liability	See Attached CharterSAFE JPA MOU for full explanation of coverage	$2,000,000
Excess Reinsurance for everything listed above	See Attached CharterSAFE JPA MOU for full explanation of coverage	$3,000,000

B3.3 The School Director shall not allow inadequate security of premises and property.

Interpretation:

We will have procedures for security of cash handling, payables, payroll, fixed assets, and our building security. In addition, we will have no material losses due to inadequate security.

Operational Definitions:

a. Documented procedures will be reviewed by management and outside experts (auditors) on a periodic and as-needed basis.
b. We will keep written material concerning any breaches of security and will notify outside auditors of changes to be made.
c. Any losses will be documented. Losses greater than $1,000 are considered material.

Data:

a. Summary of procedures (detail available for inspection)

Type	Documentation exists?	Expert Review?	Log kept? Y/N
Cash handling	Yes	10/2020 Auditors	Yes Accounting Policies and Procedure
Payables	Yes	10/2020 Auditors	Yes Purchasing procedures
Payroll	Y (outside service)	10/2020 Auditors	Yes
Fixed assets	Yes	10/2020 Auditors & Board Member	Yes Fixed Asset Policies and Procedures
Building Security	Y (security report at Facilities Mtg.)	10/2020 Facilities Team Residents on Property	Monthly report

b. In this reporting period, there were no "breaches of security" and therefore no reason to notify our auditors.
c. No losses above $1,000 to report in this reporting period.

B3.4 The SD will not allow data, intellectual property, or files to be unprotected from loss, theft or significant damage.

Interpretation:

Sensitive school information is given adequate protection.

Operational Definitions:

a. Paper records will be kept in locked files.
b. Electronic records will be regularly backed-up.
c. Access to sensitive school information will be determined and restricted by job description.
d. There will be no reports of failure to protect data.
e. Precautions will be in place to protect key intellectual property if such intellectual property exists.

Data:

a. **FYI** - Sensitive printed information including employee and student records and other data are kept in locked filing cabinets. We have purchased one fire safe cabinet and due to expense, have not been able to purchase another.
b. Computer data is stored in the google share drive that is backed up daily and stored in the cloud. The server hard drive that we have moved away from is now in place for printers and hardware needed to be stored on the network only.
c. Access to sensitive school information is determined and restricted by job description. Only Human Resources/Credentialed Staff have access to confidential employee records/student records.
d. There have been no reported instances of employee files being left unprotected.
e. We have no intellectual property at this time, but if and when we do, we will have it copyrighted.

B3.5 The School Director shall not allow improper usage of staff and students' personal information.

Interpretation:
No staff, student, or parent should ever worry that their personal information is collected unnecessarily or is used improperly. This is an integral part of maintaining a trusting relationship with our stakeholders.

Operational Definitions:

a. The School has in place clear guidelines for what information we collect from students, parents and staff, who has access to the information, and proper usage of the information.
b. No parent or staff member will submit a valid complaint regarding the use of their personal information.
c. All complaints (valid or not) and any infractions of this policy will be investigated and reported to the board.

Data:

a. Our Personnel Policies and School Policies (available upon request) define the limits for collecting and using personal information.
b. No parent or staff member submitted a valid complaint regarding the use of their personal information
c. None to report.

B3. 6 The School Director shall not allow uncontrolled purchasing or purchasing subject to conflicts of interest.

Interpretation:

School assets are protected via a complete set of purchasing controls for all aspects of purchasing.

Operational Definitions:

a. The School will have purchasing policies in place that define our procedures and controls.
b. The auditor's notes or management letter included in the annual independent auditor's report will contain no significant criticism regarding receipt, processing or disbursement of funds.
c. No material violations should occur. Material violations are those that, according to existing procedure, require an employee be placed on probation or terminated due to the violation, or are included in the annual audit report.

Data:

a. The School's Purchasing Policies and Accounting Procedures (available for inspection on request and revised and approved on September 24, 2020) limit the purchase of supplies and capital items according to an employee's position and address conflicts of interest and other possible improprieties.
b. The 2019/20 audit by Christy White & Associates is currently in progress. This is not due until December 15th, but we plan to have a full report by the end of November.
c. The Audit for FY 19/20 will be presented in December and thus far has no exceptions.

B3.7 The School Director shall no allow lack of due diligence in contracts.

Interpretation / Operational Definitions:
Prudent investigation and evaluation will determine risk to the school assets when entering into contracts. This investigation and evaluation may include management team, legal counsel, industry experts, school consultants and others as necessary.

In addition, "due diligence in contracts" requires that the School Director and other management staff will not sign any long-term contracts over $50,000 without review by school's board and legal counsel providing input.

Data: Evidence of due diligence investigating risk to school assets is presented on a per contract or acquisition basis. No contracts over $50,000 were entered into since last October, but collectively the construction documents and various facilities repairs and upgrades have been signed totaling more than $50,000.

B3.8 The School Director shall not allow damage to the School's public image.

Interpretation:

The school will maintain its position as a trusted educational agency for the county. Evidence of this trust will be maintenance of our student base. Also, because negative publicity could lead to decreased trust, there should be an absence of negative publicity in local media or other public arenas.

Operational Definitions:

a. Our number of students will be within 5 students (+-) from the same time last year.
b. Our total number of lottery applications for the year will be within 10 students +- as it was at the same time last year.
c. In the past 12 months, there will be no valid negative stories about our school in local news media outlets.

Data:

a. Enrollment - Non-Compliant due to Covid/Distance Learning

Date	9/15/16	9/15/17	9/15/18	9/15/19	9/15/20
# of Students	407	414	441	453	424

b. Lottery Applications

12 months ending:	4/30/16	4/30/17	4/30/18	4/30/19	4/30/20
Application count	131	159	244	160	140 *(225 as of now)*

c. News Stories - A listing of stories is below.

12 months ending:	**10/19/20**
# Social Media Posts	100++
# Negative Posts	1
# of news stories found	1
# of negative stories	0

FYI - the one negative post was actually posted on "Gentle Mom-to-Mom" a facebook group. The post garnered quite a following in the larger world when it was reposted to *Informed Parents of California.* The issue was about my letter to white parents asking them to talk to their children about race and racism after the killing of George Floyd. The post was taken down by the group after a commenter suggested killing all school administrators.

The Union: **Public schools advisory: Reopening Nevada County Schools**

https://www.theunion.com/news/public-schools-advisory-reopening-nevada-county-schools/

Social Media

Facebook - We have a private NCSA group with 733 members, a public NCSA page with 986 followers, and an NCSA Alumni page with 228 followers each page has 100's of posts per year. I don't have any negative posts on any of the pages page to report.